



2026 Budget

The City's Budget
is *Your Budget*

YOUR VOICE | YOUR NEEDS | YOUR HOME

RichmondHill.ca/Budget

Mayor and Council



2026 Budget




Our 2026 Budget is a **forward-looking, long-term** financial strategy for our growing and evolving community.

With our commitment to **fiscal prudence, sound investment and continuous improvement**, this budget reflects our values and vision.


It is **our pledge** to continue delivering high-quality services that the people of Richmond Hill rely on.

Budget Considerations



**External
Pressures**

+



**Organizational
Goals**

=



Budget

**Prudently
managing your
tax dollars**

External Pressures – Socio-Economic Indicators



Inflation

2% fee increases and based on contractual agreements



Growth

25,000 new residents by 2031



Legislation

Minimum wage, collective agreements and Ontario regulations

Organizational Goals - Strategic Plan



Pillar 1

**Growing a livable,
sustainable
community**



Pillar 2

Focusing on People



Pillar 3

**Strengthening our
Foundations**

2025 Accomplishments



Growing a livable, sustainable community

- Together with residents and businesses, staff planted nearly 9,000 trees through the Community Stewardship Program
- Developing an affordable housing concierge program to help build more homes for more people
- Rehabilitated 1000 metres of roads, 850 metres of storm sewers and 1000 metres of watermains
- Expanded our Traffic Safety and Operations Strategy with another 18 locations of traffic calming installations nearing completion, and 15 more locations scheduled by the end of the year
- Completed the City's first Comprehensive Zoning By-law to set modern development standards

2025 Accomplishments



Focusing on People

- Partnered with Miskwaadesi Studio to set up Indigenous medicine gardens at five locations across the City
- Ojibway waterway signage developed in partnership with the Mississaugas of the Credit First Nation
- Delivered 9,800 recreation programs with over 64,000 registered participants
- Community and Cultural Grant Program supported 25 projects with a record \$96,200
- Trained 173 firefighters to NFPA certifications and provided 18,075 hours of specialty training
- Opening a new Cultural Centre at the Old Post Office building




2025 Accomplishments



Strengthening our Foundations

- Approved over \$1 billion of building permits for approximately 1,273 building projects in the residential, institutional, commercial and industrial sectors
- Worked to complete the City's new *Responsible Pet Ownership and Animal Regulation By-law*
- Access Richmond Hill has handled a staggering 117,804 calls, emails, in-person and website inquiries in the last 12 months – 3,000 more than the previous year
- Launched the City's first Service Charter to set out clear expectations of our service standards
- Updated the City's Corporate Asset Management Plan to improve forecasting and planning around the Community's facilities and infrastructure

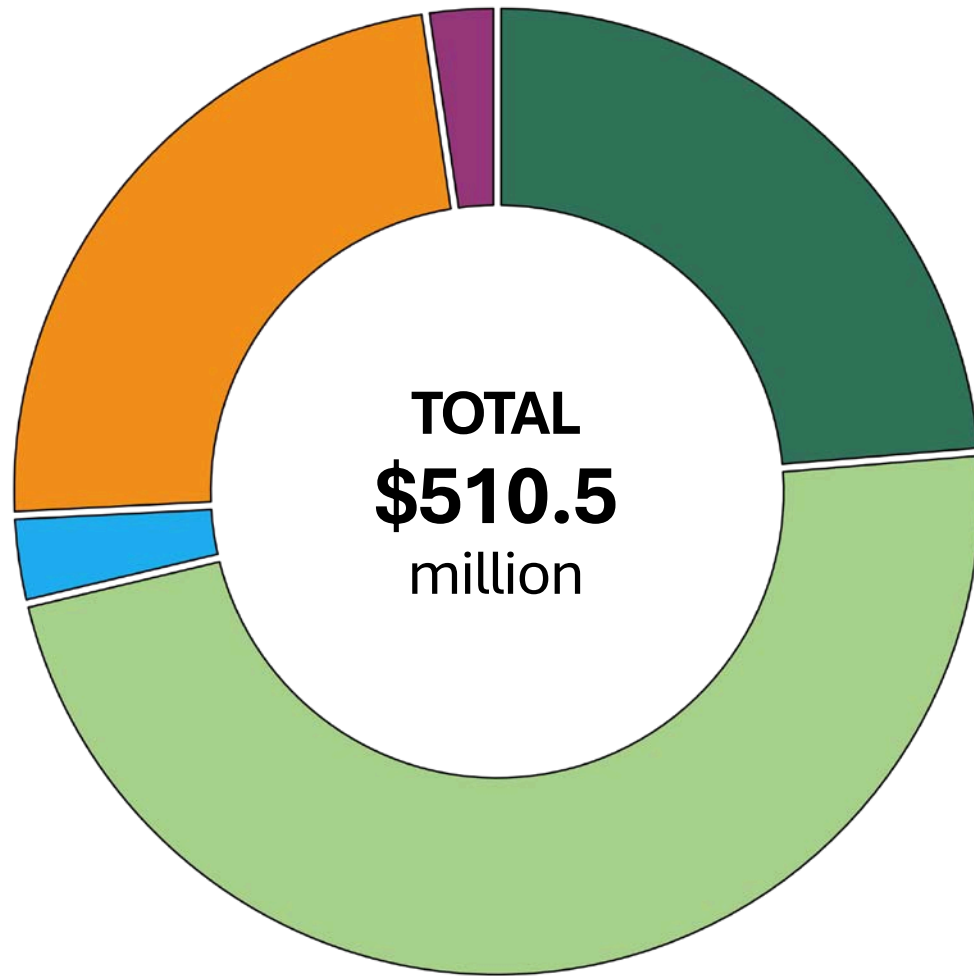
Continuous Improvement Program – 2022 to 2025

Year	 Productivity Efficiencies (amount per year)	 Time Savings* (hours per year)	 Total
2022	\$1,070,000	3,166	\$1,228,300
2023	477,900	1,538	554,800
2024	339,200	620	370,200
2025	515,100	673	548,800
Total	\$2,402,200	5,997	\$2,702,100

\$2,702,100
Total Since 2022

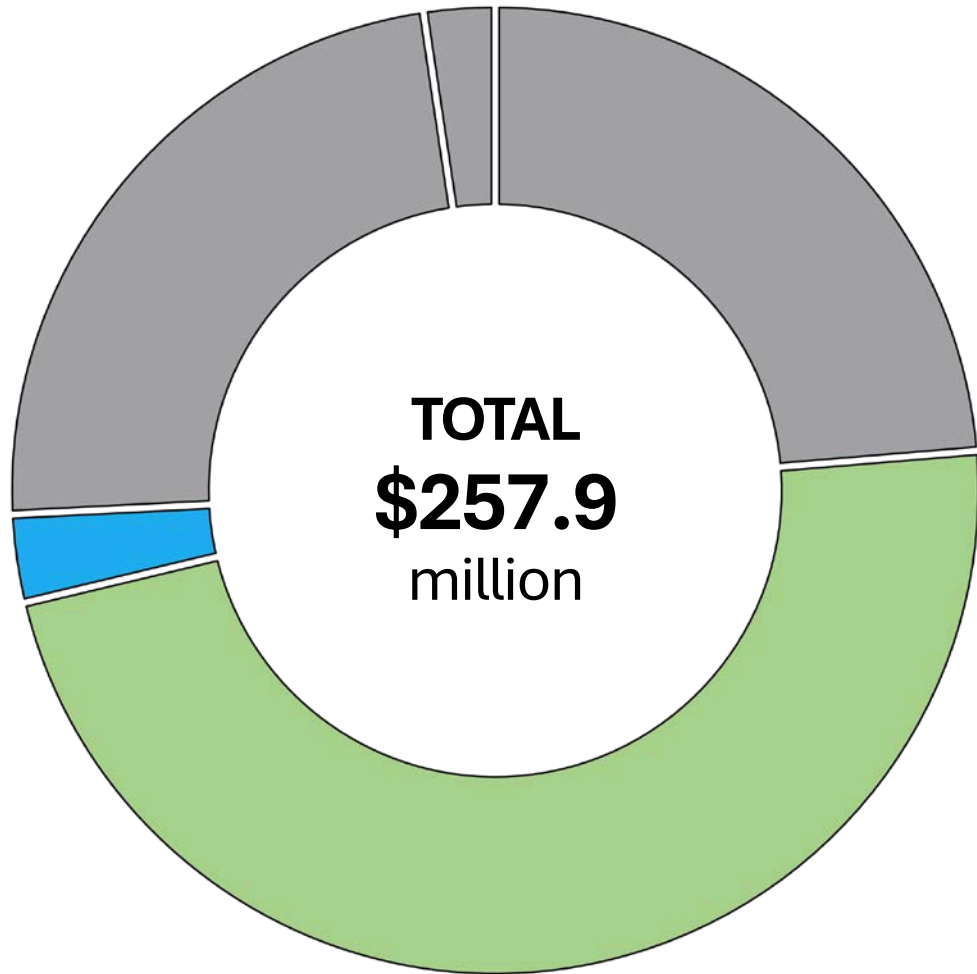
*Time estimated at \$50/hour = \$299,900

2026 Consolidated Budget



- Capital Budget
\$121.1 | 24%
- Operating Budget
\$242.9 | 48%
- Capital Asset Sustainability
\$15.0 | 3%
- Water and Wastewater
\$119.5 | 23%
- Stormwater Management
\$12.0 | 2%

2026 Operating Budget



Millions	2025	2026	Change	Tax Rate
Revenues	\$(245.3)	\$(253.0)	\$(7.7)	
Expenditures	245.3	257.9	12.6	
Net Increase		\$4.9	\$4.9	
Operating			2.8	1.96%
Capital Asset Sustainability			2.1	1.50%
Tax Rate Impact			\$4.9	3.46%

2026 Operating Budget Highlights



Growing a livable, sustainable community

- Provide new amenities at Bayview Hill Park, including a splashpad and a seasonal outdoor ice rink
- Accelerate development application review and approvals to enable more housing options for the City



2026 Operating Budget Highlights



Focusing on People

- Strengthen respectful and collaborative relationships with Treaty Partners through ongoing dialogue and shared commitments
- Expand library programming – creative studio and science, technology, engineering and math
- Install air conditioning units to keep the Sports Dome comfortable and accessible for residents year-round




2026 Operating Budget Highlights



Strengthening our Foundations

- Launch a property tax portal so taxpayers can conveniently manage and pay their tax bills online
- Strengthen digital infrastructure through targeted investments in cybersecurity and data protection
- Roll out a comprehensive customer service strategy to improve responsiveness and resident satisfaction
- Provide reliable call management services to support residents after regular business hours

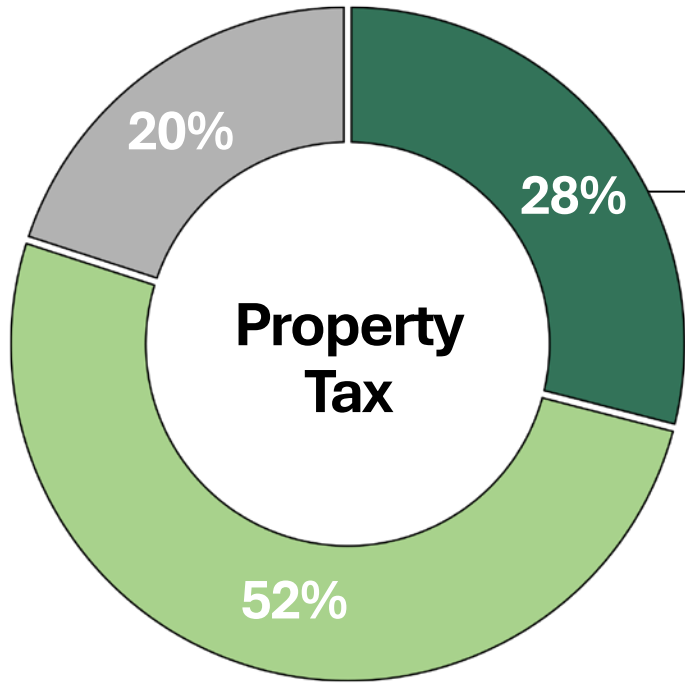


Operating Budget Pressures

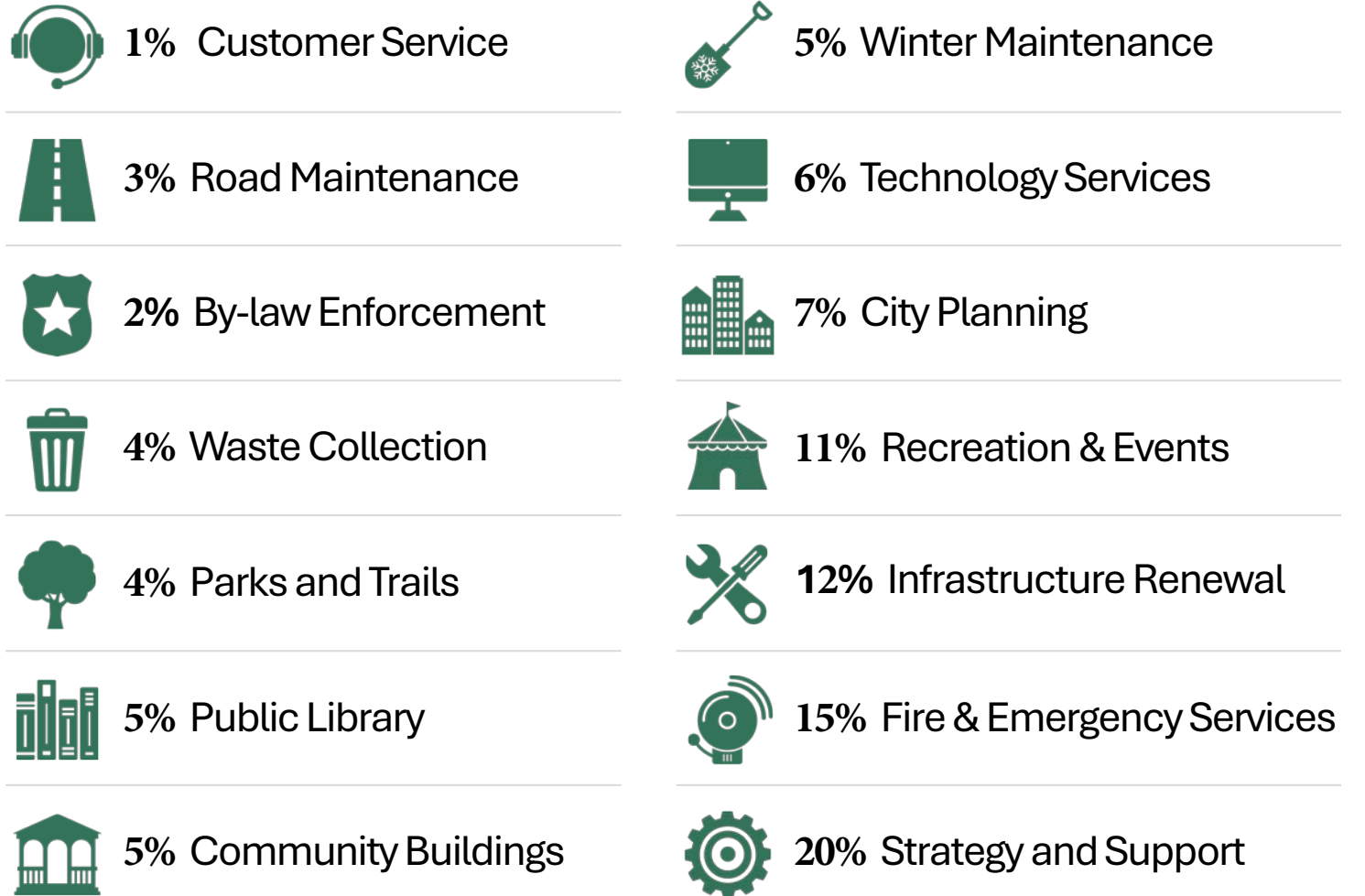
Base <hr/> \$3.29 million <hr/> 2.34%	Legislated <hr/> \$0.12 million <hr/> 0.09%	Annualization <hr/> \$0.32 million <hr/> 0.22%	Growth/Service Enhancements <hr/> (\$0.97 million) <hr/> (0.69%)	Capital Asset Sustainability <hr/> \$2.11 million <hr/> 1.50%
--	--	---	---	--

3.46% Tax Rate Increase = 1.96% Operating + 1.50% Capital Asset Sustainability

Your Tax Dollars at Work



- Richmond Hill
- York Region
- School Boards



Rate-Supported Operating Budgets



**Service Delivery
Costs**

+



**Savings for
Future Infrastructure
Renewal**

=

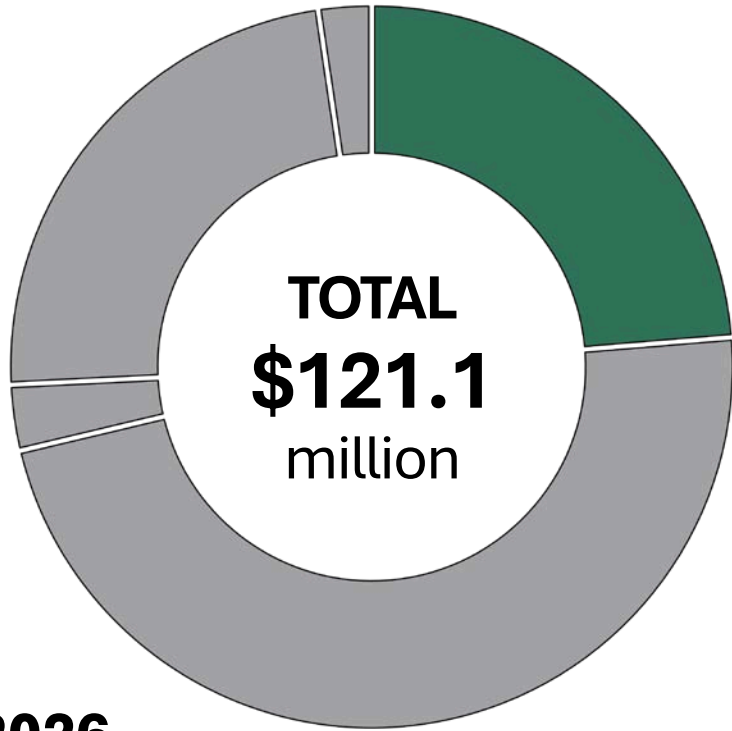


**Rate-Supported
Operating Budgets**

The rate-supported budget follows approved financial plans to increase rates to help build reserve funds and prepare budget room for future debt payments.



2026 Capital Budget




2026

152 Projects for \$121.1 million

2025

160 Projects for \$89.5 million



2026 Capital Budget



Revitalize Brickworks Park



Install Pedestrian Crossovers
(across the city)



Renovate Central Library
(3rd Floor)



**Reconstruct Arnold Cres,
Highland Ln and Elizabeth St**



Build Bridge Over HWY 404
(with York Region)



Revitalize Town Park

Capital Budget Investments in the Community

Growth/New Service



Over **3** km of new roadways or roadway improvements, including: roads, sidewalks, street lights, landscaping, etc.



2.3 km of sanitary sewer improvements



2.5 km of new storm sewers



New/enhanced pedestrian crossovers and traffic signals at **15** locations



Upgrades to **5** Outdoor Recreation Parks

Capital Budget Investments in the Community


State of Good Repair



27 lane-km of road overlays/
reconstructions



Traffic signal
equipment
replacements at **5**
locations



3.5 km of watermain
replacements

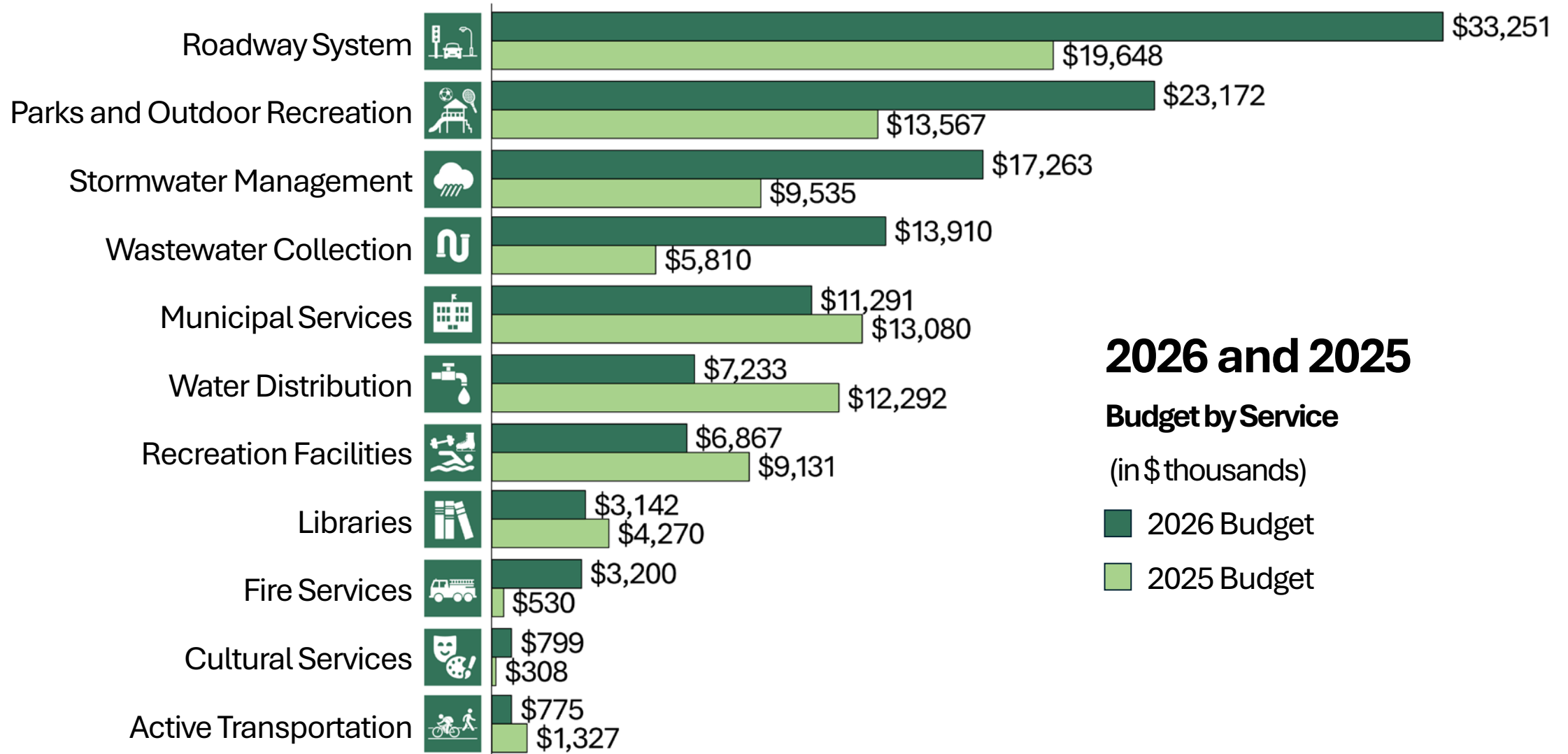


13.7 hectares of
natural area
restorations



Rehabilitations and
renovations at **20**
facilities

2026 Capital Budget - \$ 121.1 million



2026 and 2025

Budget by Service

(in \$ thousands)

2026 Budget

2025 Budget

2026 Capital Budget Highlights



Growing a livable, sustainable community

- Continue to implement the Dave Barrow Civic Square Master Plan to build a community gathering place
- Develop the new North Leslie East Community Park, also known as Heron View Park
- Highway 404 Overpass North of 16th Avenue - Orlando Avenue extension (collaborating with York Region)
- Develop a Master Plan for Valleyland rehabilitation
- Update the Lake Wilcox Management Plan

2026 Capital Budget Highlights



Focusing on People

- Add new indoor pickleball courts at Rouge Woods and Richvale community centres to respond to user demand and improve recreation opportunities
- Update the Public Art Policy to reflect evolving community values and support diverse artistic expression.
- Revitalize Unity Park and install a memorial to honour Flight PS752 victims

2026 Capital Budget Highlights



Strengthening our Foundations

- Assess the condition of facilities and exterior façades
- Renovate the third floor of the Central Library to improve public space and enhance service delivery
- Advance geographic information system, data, and analytics capabilities to improve decision-making and service delivery

Total Annual Impact per Residential Household

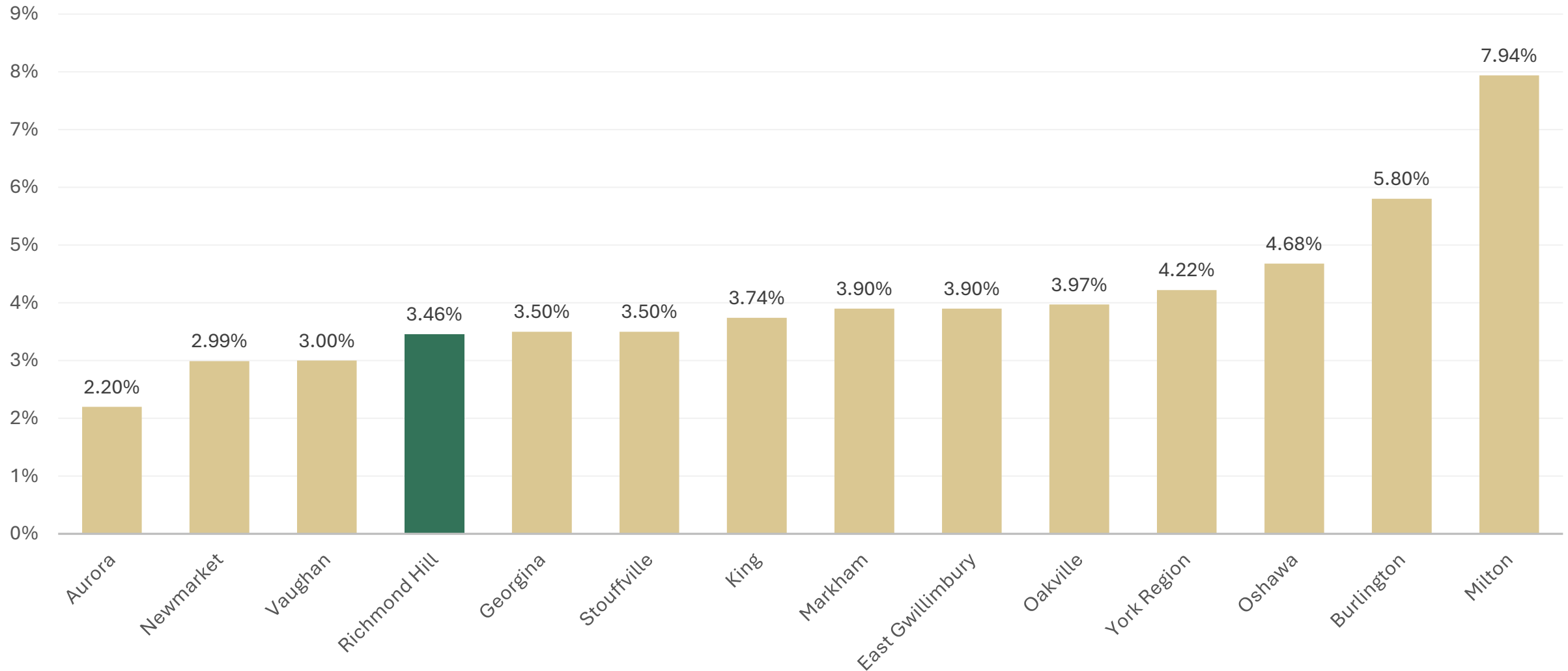


- Average current value assessment of a single detached residential property: \$1,146,000
- Water and wastewater usage: 170 cubic metres
- Average residential property with billable area of 7,024 square feet
- The total household bill will increase by 3.92% or \$372.21 annually, equivalent to \$ 31.02 per month or \$ 1.02 per day

	Richmond Hill*	Region of York	School Board	roperty Tax Sub-total	ater and wastewater	tormwater anagement	Total
Annual Increase	3.46%	4.28%	0.00%	3.08%	6.10%	50.00%	3.92%
2025 Average Bil	\$2,384.84	\$4,307.39	\$1,753.38	\$8,445.61	\$940.41	\$106.43	\$9,492.46
2026 Average Bil	\$2,460.36	\$4,491.75	\$1,753.38	\$8,705.49	\$999.18	\$159.99	\$9,864.66
Annual Impact	\$75.52	\$184.36	\$0	\$259.88	\$58.77	\$53.56	\$372.21

*Richmond Hill's annual tax rate increase of 3.46% combines Operating (1.96%) and Capital Levy (1.50%). The combined rate is for reference only as the actual dollar impact is calculated on the Operating portion, and the amount is less than applying 3.46% to the City's portion of the total tax bill.

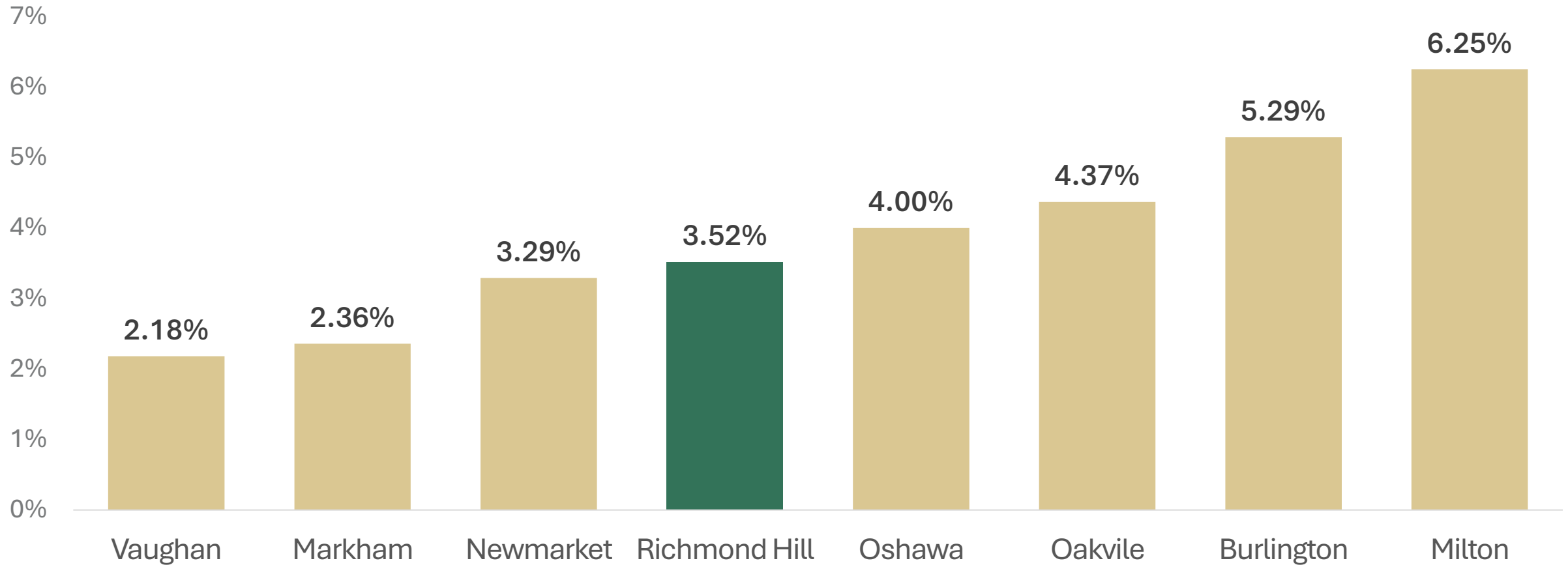
Municipal Comparators: 2026 Tax Rate Increase



Note: includes approved, preliminary or projected 2026 tax rate increases available as of November 12, 2025.

Municipal Comparators: Five-Year Average

Average Property Tax Increase (2021-2025)



Building a Stronger Richmond Hill Together

