

The Corporation of the City of Richmond Hill

By-Law 61-25

A By-Law to Authorize Fees or Charges for Certain Services (Tariff of Fees By-law)


Whereas Section 391 of the *Municipal Act, 2001*, authorizes the Council of the City of Richmond Hill to pass by-laws for the imposing of fees or charges on any class of persons;

And Whereas at its meeting of July 9, 2025 adopted the recommendation of the Budget Committee of the Whole at its meeting of June 24, 2025 in staff report SRCFS.19.025 pertaining to new and amended fees as part of the annual Tariff of Fees By-law;



Now Therefore The Council Of The Corporation Of The City Of Richmond Hill Enacts As Follows:

1. That By-law 61-25 be effective as of January 1, 2026, unless otherwise noted.

Passed this 9th day of July, 2025.



David West
Mayor



Stephen M.A. Huycke
City Clerk

Tariff of Fees

Article 1

General Provisions

1.1 Fees Payable

Any person who makes an application to, or a request for services of the City of Richmond Hill or who enters into an agreement with the City of Richmond Hill or obtains an approval from the City of Richmond Hill, or who purchases any good or service from the City of Richmond Hill, in respect of things or matters set out in this Chapter shall pay to the Treasurer of the City of Richmond Hill the applicable fee set out herein and, unless otherwise provided for by this or another relevant Chapter, such fees or charges are not refundable and are payable upon the person making such application or request or purchase.

1.2 Additional Charges

Any person who makes an application to, or a request for services of the City of Richmond Hill or who enters into an agreement with the City of Richmond Hill or obtains an approval from the City of Richmond Hill, or who purchases any good or service from the City of Richmond Hill, in respect of things or matters set out in this Chapter shall, in addition to the fee set out in Section 1.1, pay to the Treasurer of the City of Richmond Hill all costs incurred by the City of Richmond Hill in retaining outside legal services directly related to that agreement, approval or purchase and, unless otherwise provided for by this or another relevant Chapter, such additional charges are not refundable and are to be secured, to the satisfaction of the City Solicitor or his designate, upon the earlier of the person making such application or request or purchase or the execution of the agreement, as the case may be.

1.3 Duplication of Fees Payable

Notwithstanding anything in Sections 1.1 or 1.2 to the contrary where, in the opinion of the City Solicitor or his designate, in his or her sole discretion, there may be duplication between the fee and/or charge provided for in Section 1.1 and the costs or charges set out in Section 1.2, the fee set out in 1.1 may be reduced to take into account any such duplication by an amount as determined by the City Solicitor or his designate.

1.4 Indexing of Fees and Nominal Fees Increases Payable

Fees imposed pursuant to this By-law shall be adjusted annually, without amendment to this By-law, commencing on the first day of January in the year following the enactment of this By-Law and every subsequent year, up to a maximum rate that is in accordance with an index as approved by the Treasurer. In addition, fees imposed pursuant to this By-Law shall be increased nominally to

a maximum of 5% to account for operational cost increases. Any increases higher than 5% must be approved by Council.

1.5 Amount Owing Added to the Tax Roll

The fees and charges set out in this by-law constitute a debt to the municipality. Where permitted under section 398 of the *Municipal Act*, the Treasurer may add the fees and charges, including any administration fees, to the tax roll for the property. The amount owing is deemed to be a debt to the municipality and be collected or added to the tax roll in the same manner as municipal taxes.

1.6 Fees Waived or Reduced

The City of Richmond Hill reserves the right to waive or reduce fees as set out in this Chapter, subject to legislative restrictions.

1.7 Contracted Municipal Fee Changes

The City of Richmond Hill reserves the right to amend contracted municipal fees as set out in this Chapter, subject to legislative restrictions.

1.8 Delegations of Authorities

a) The authorities to determine the rate of the annual adjustment of fees pursuant to Section 1.4 and to waive or reduce fees pursuant Section 1.5 to is delegated to:

- (i) the Commissioner of Community Services with respect to those fees set out in Schedules "A", "B", "C", "D", and "E";
- (ii) the Commissioner of Corporate and Financial Services with respect to those fees set out in Schedules "F" and "G";
- (iii) the City Manager with respect to those fees set out in Schedule "H";
- (iv) the Commissioner of Infrastructure and Engineering Services with respect to those fees set out in Schedules "I" and "J".
- (v) the Commissioner of Planning and Building Services with respect to those fees set out in Schedules "K", "L" and "M".

b) The authority to amend fees pursuant to Section 1.7 is delegated to the Treasurer with respect to contracted municipal fees and to report back to Council on any amendments to the Tariff of Fees by-law.

1.9 Schedules

Schedules A – M shall form part of this Chapter.

Article 2

Repeal

2.1 By-laws – Previous

By-law 121-24 and By-law 8-25 are hereby repealed and replaced with By-law 61-25, effective for services rendered or applicable on or after January 1, 2026 unless otherwise noted.

Table of Contents

Departments and Schedule of Fees

Community Services

Schedule 'A'	Fire & Emergency Services	1 – 3
Schedule 'B'	Public Works Operations	4 – 7
Schedule 'C'	Recreation & Culture Services	8 - 50
Section 'A'	Indoor Facilities	8 – 10
Section 'B'	Outdoor Facilities.....	11 – 14
Section 'C'	Pool Facilities	15
Section 'D'	Richmond Green	16 - 17
Section 'E'	Aquatic Programs	18 - 20
Section 'F'	General Programs, Adults & Seniors	21 - 25
Section 'G'	General Programs, Children & Youth	26 - 31
Section 'H'	Fitness Centres & Programs.....	32 - 34
Section 'I'	Arts, Culture & Heritage	35 - 37
Section 'J'	Advertising, Sponsorship and Administrative Fees.....	38
Section 'K'	Event Services.....	39
Section 'L'	Birthday Party Packages	40
Section 'M'	Outdoor Education.....	41
Section 'N'	Richmond Hill Centre for the Performing Arts.....	42 - 45
Section 'O'	Arena Facility & Services.....	46 - 48
Section 'P'	David Dunlap Observatory	49 - 50
Schedule 'D'	Parks Operations	51 -52
Schedule 'E'	Community Standards	53 - 57

Corporate & Financial Services

Schedule 'F'	Financial Services.....	58 - 60
Schedule 'G'	Office of the Clerk	61 - 63

Office of the City Manager

Schedule 'H'	Office of the City Manager	64 – 65
--------------	----------------------------------	---------

Infrastructure & Engineering Services

Schedule 'I'	Infrastructure Planning & Development Engineering	66
Schedule 'J'	Infrastructure Delivery Services.....	67

Table of Contents

Departments and Schedule of Fees

Planning & Building Services

Schedule 'K'	Development – Planning.....	68 – 74
Section 'A'	Official Plan Amendment	68
Section 'B'	Zoning By-Law Amendment.....	68
Section 'C'	Temporary Use By-Law	69
Section 'D'	Draft Plans of Subdivision.....	69
Section 'E'	Draft Plans of Condominium	69
Section 'F'	Presubmissions and Other Fees.....	70
Section 'G'	Part Lot Control Exemption.....	70
Section 'H'	Site Plan and Site Plan Amendments	71
Section 'I'	Model Homes.....	72
Section 'J'	Sign By-law Variance/Amendment	72
Section 'K'	Radio – Communications and Broadcasting Antenna System.....	73
Section 'L'	Consent	73
Section 'M'	Minor Variance.....	73
Section 'N'	Other.....	74
Schedule 'L'	Policy Planning	75
Schedule 'M'	Building Services	76

Community Services Department
Schedule "A" - Fire & Emergency Services

Fire & Emergency Services

Fire Prevention Services

Fee #	Description of Service	Unit of measurement	2025 Fees	2026 Fees	HST (Y/N)
Fire Inspection Fees					
1	Requested fire inspections (e.g., licencing, mortgage clearance, change of ownership) for all building and property types (single occupancy up to 2000 square metres):		\$ 224.32	\$ 228.81	Y
1a	a) Each additional 300 square metres or part thereof		\$ 33.77	\$ 34.45	Y
1b	b) Inspection of Private Home Daycare		\$ 104.97	\$ 107.07	Y
2	Routine fire inspections – no fee will be charged for the initial and second inspection for fire code violations. Each subsequent inspection will be charged a fee		\$ 224.32	\$ 228.81	Y
3	Submissions for Alternate Solutions that require lengthy review from Fire Prevention Staff	per review	\$ 193.84	\$ 197.71	Y
3a	Submissions for Alternate Solutions that require lengthy review from Fire Prevention Staff	per inspection	\$ 214.56	\$ 218.85	Y
4	Copies of fire inspection report and emergency response report		\$ 143.55	\$ 146.42	Y
5	Copies of fire investigation reports		\$ 236.99	\$ 241.73	Y
6	Property Records Search:				
6a	a) Single Tenant		\$ 149.16	\$ 152.15	Y
6b	b) Multi-Tenant (up to 5 units)		\$ 186.88	\$ 190.62	Y
6c	c) Multi-Tenant (6 to 10 units)		\$ 217.58	\$ 221.93	Y
6d	d) Multi-Tenant (11 to 15 units)		\$ 248.25	\$ 253.22	Y
6e	e) Multi-Tenant (16 units or more)		\$ 292.72	\$ 298.57	Y
7	Propane Plan Review and Approval:				
7a	a) Review and Approval of Risk Safety Management Plans – Existing 5,000 USWG or less		\$ 348.45	\$ 355.42	Y
7b	b) Review and Approval of Risk Safety Management Plans – New/Modified 5,000 USWG or less		\$ 671.77	\$ 685.20	Y
7c	c) Review and Approval of Risk Safety Management Plans – Existing Greater than 5,000 USWG		\$ 3,021.81	\$ 3,082.25	Y
7d	d) Review and Approval of Risk Safety Management Plans – New/Modified Greater than 5,000 USWG		\$ 3,357.70	\$ 3,424.85	Y
8	Fireworks and Pyrotechnics Discharge Permit				
8a	a) consumer fireworks (excluding Canada Day and Victoria Day period)	Per Permit	\$ 93.45	\$ 95.32	N
8b	b) display fireworks and pyrotechnics displays	Per Permit	\$ 373.50	\$ 380.97	N
9	Open air burning permit				
9a	a) 1 Day		\$ 43.34	\$ 44.21	N
9b	b) 1 Week		\$ 112.54	\$ 114.79	N
9c	c) 1 Month		\$ 196.73	\$ 200.66	N
9d	d) 1 Year		\$ 483.38	\$ 493.05	N
9e	e) 1 Year for Agricultural Operation (10 acres and above)		\$ 386.70	\$ 394.44	N
10	Fire Safety Plan Review:				
10a	a) outside scope of article 3.2.6.1. of division B of the Building Code.		Initial Review \$166 Subsequent Review \$83	Initial Review \$169 Subsequent Review \$85	Y
10b	b) within the scope of article 3.2.6.1. of division B of the Building Code.		Initial Review \$199 Subsequent Review \$100	Initial Review \$203 Subsequent Review \$102	Y

Community Services Department
Schedule "A" - Fire & Emergency Services

Fire & Emergency Services					
Fee #	Description of Service	Unit of measurement	2025 Fees	2026 Fees	HST (Y/N)
11	Fireworks and Pyrotechnics Discharge Permit:				
11a	Permanent Fireworks Vendor's Permit		\$ 3,108.78	\$ 3,170.95	N
11b	Temporary Fireworks Vendor's Permit		\$ 621.76	\$ 634.19	N
11c	Temporary Lease Fireworks Vendor's Permit		\$ 1,206.51	\$ 1,230.64	N
12	Fire Breaks:				
12a	a) Request inspection for firebreak release or firebreak change request		\$ 104.97	\$ 157.45	Y
12b	b) Building on a Fire Break Lot or Block				
12b i	1st offence		\$ 1,615.31	\$ 1,647.61	N
12b ii	2nd offence		\$ 3,230.61	\$ 3,295.22	N
12b iii	3rd offence and each additional thereafter		\$ 5,524.34	\$ 5,634.83	N
13	Fees for Specialized Equipment/Supplies:				
13a	a) Miscellaneous Costs during Fire Inspections or Requirements to make a Structure Safe (Costs in addition to those ordinarily incurred to eliminate risk, preserve property, evidence, or investigate, including but not limited too): • renting equipment • hiring contractors • hiring professional services • replacing damaged equipment • purchasing materials		100% Cost Recovery	Cost +20%	Y
13b	b) Boarding and Barricading		100% Cost recovery	Cost +20%	Y
14	Paid Duty - Fire Prevention Staff (minimum 4 hours)	Per Hour	\$ 88.43	\$ 101.25	N

Emergency and Non-Emergency Response

Fee #	Description of Service	Unit of measurement	2025 Fees	2025 Fees	HST (Y/N)
15	Response to an unauthorized open air burning incident:				
15a	a) for the first hour or part thereof	Per Vehicle	Current MTO rate	Current MTO rate	N
15b	b) for each additional half hour or part thereof	Per Vehicle	Current MTO rate/2	Current MTO rate/2	N
16	Third and subsequent false fire alarms/response due to unmaintained building systems or third and subsequent elevator responses, per building in a calendar year caused by equipment malfunction, preventable cause or malicious intent:				
16a	a) for the first hour or part thereof	Per Vehicle	Current MTO rate	Current MTO rate	N
16b	b) for each additional half hour or part thereof	Per Vehicle	Current MTO rate/2	Current MTO rate/2	N
17	Emergency response to a vehicle incident which is owned or operated by a City of Richmond Hill resident/property owner or non resident/property owner:				
17a	a) for the first hour or part thereof	Per Vehicle	Current MTO rate	Current MTO rate	N
17b	b) for each additional half hour or part thereof	Per Vehicle	Current MTO rate/2	Current MTO rate/2	N
18	Hazardous materials vehicle incident which is owned or operated by a City of Richmond Hill resident/property owner or non resident/property owner:				
18a	a) for the first hour or part thereof	Per Vehicle	Current MTO rate	Current MTO rate	N
18b	b) for each additional half hour or part thereof	Per Vehicle	Current MTO rate/2	Current MTO rate/2	N
19	Paid duty truck stand-by:				
19a	a) for the first hour or part thereof	Per Vehicle	Current MTO rate	Current MTO rate + 20% Admin fee	N
19b	b) for each additional half hour or part thereof	Per Vehicle	Current MTO rate/2	Current MTO rate/2	N

**Community Services Department
Schedule "A" - Fire & Emergency Services**

Fire & Emergency Services					
20	Technical rescue and/or HazMat Response(other than a mutual aid response):				
20a	a) for the first hour or part thereof	Per Vehicle	Current MTO rate	Current MTO rate	N
20b	b) for each additional half hour or part thereof	Per Vehicle	Current MTO rate/2	Current MTO rate/2	N
21	Natural gas incident				
21a	a) for the first hour or part thereof	Per Vehicle	Current MTO rate	Current MTO rate	N
21b	b) for each additional half hour or part thereof	Per Vehicle	Current MTO rate/2	Current MTO rate/2	N
22	Additional Expenses - to retain a private contractor, rent special equipment, secure or preserve property or evidence, or in order to eliminate an emergency or risk of an emergency situation.		Actual Costs	Cost +20%	N/A
23	Fees shall also be levied to include the total replacement cost for any contaminated or damaged equipment or materials used in the response to any of the aforementioned emergencies.			Cost +20%	
23a	Fees imposed under this Schedule shall be billed to the owner(s) of the building(s) for which the services are provided, and in the case of emergency responses to vehicle incidents, to the owner of the vehicle or the vehicle owner's insurance company.			Cost +20%	

Training Campus - Facilities & Equipment Rate

Fee #	Description of Service	Unit of measurement	2025 Fees	2026 Fees	HST (Y/N)
24	NFPA Certification Courses (i.e. 1021, 1035, 1041)	Per Person	\$ 403.83	\$ 411.91	Y
24a	NFPA Certification Course (1006) Tech Rescue Courses		\$ 515.00	\$ 525.30	Y
24b	NFPA Certification Course (1033) Fire Investigation		\$ 900.00	\$ 918.00	Y
25	Large Classroom (up to 60 ppl) – 8 hours		\$ 356.36	\$ 363.49	Y
26	Large Classroom (up to 60 ppl) – 4 hours		\$ 237.57	\$ 242.32	Y
27	Training Tower - Live Burns – 8 hours		\$ 1,901.67	\$ 1,939.70	Y
27a	(a) Region of York Municipality		\$ 1,604.31	\$ 1,636.39	Y
28	Training Tower - Live Burns – 4 hours		\$ 968.66	\$ 988.04	Y
29	(Burn Props not included) Training Tower – 8 hours		\$ 849.88	\$ 866.88	Y
30	(Burn Props not included) Training Tower – 4 hours		\$ 421.64	\$ 430.07	Y
31	Labs – per lab per 10 hours (auto extrication, compliance based rescues, trench rescues)		\$ 849.88	\$ 866.88	Y
32	Labs – per lab per 5 hours (auto extrication, compliance based rescues, trench rescues)		\$ 421.64	\$ 430.07	Y
33	Entire Grounds (Tower and labs, but not consumables, equipment or classrooms) - 8 hours		\$ 2,109.07	\$ 2,151.25	Y
34	Fire Engine (Pumper) - 8 Hours which require on site staff to operate		NEW	\$ 700.00	Y
35	Self Contained Breathing Apparatus (SCBA) Air Fills per cylinder		\$ 17.84	\$ 18.20	Y
36	Use of Roof Simulator (up to 6 sheets of plywood)		Market Rate	Market Rate	Y
37	Auto Extrication, Vehicle Supply		Market Rate	Market Rate	Y
38	On site ground staff (required for weekends and after hours, unless otherwise agreed to)	Per Hour	\$ 91.08	\$ 101.25	Y
39	Forcible Entry Prop	Per Day	\$ 111.11	\$ 113.33	Y
40	Request for propane fire extinguisher simulator	Per Training Session (Max 25 persons)	\$ 296.15	\$ 302.07	Y
Other Charges					
Fee #	Description of Service	Unit of measurement	2025 Fees	2026 Fees	HST (Y/N)
41	Firefighter recruitment application fee		\$ 117.39	\$ 119.74	Y

Community Services Department
Schedule "B" - Public Works Operations

Public Works Operations

Water and Wastewater Services

Fee #	Description of Services	Unit of measurement	2025 Fees	2026 Fees Revised	HST (Y/N)
1	Install 25mm (or less) water service	\$/m	\$ 1,308.00	\$ 1,334.00	Y
2	Install 38mm water service	\$/m	\$ 1,263.00	\$ 1,288.00	Y
3	Install 50mm water service	\$/m	\$ 1,396.00	\$ 1,424.00	Y
4	Disconnect existing water service combined with another trench	\$/m	\$ 1,898.00	\$ 1,936.00	Y
5	Disconnect existing water service not combined with another trench	\$/each	\$ 1,993.00	\$ 4,800.00	Y
6	Install Single 125mm or 150mm sanitary or storm connection	\$/m	\$ 1,263.00	\$ 1,288.00	Y
7	Install Sanitary and/or storm sewer connection in combined trench	\$/m	\$ 1,266.00	\$ 1,291.00	Y
8	Disconnect existing sanitary/storm service combined with another trench	\$/each	\$ 1,266.00	\$ 1,291.00	Y
9	Disconnect existing sanitary/storm service NOT combined with another trench	\$/each	\$ 6,328.00	\$ 6,455.00	Y
10	Install vertical riser for sewer beyond 4.5m in depth	\$/m of riser	\$ 2,278.00	\$ 7,200.00	Y
11	Construct cleanout	\$/each	\$ 1,529.00	\$ 1,560.00	Y
12	Storm sewer surcharge				
12a	For those homeowners with storm sewers attached to sanitary sewers, a 10% surcharge of wastewater rate is to be added to the water bill				
13	Maintenance - turn water on/off - regular hour with 2 day advanced booked appointed	each	\$ 135.00	\$ 138.00	N
14	Maintenance - turn water on/off - same day or next day appointment, afterhours, weekends	each	\$ 271.00	\$ 276.00	N
15	Emergency Drain Services -residential		\$ 739.00	\$ 754.00	Y
16	Other service on request		Cost + 20%	Cost + 20%	depends on service
17	Hydrant meter rental		Per day (\$15)+ \$3,000 deposit + consumption	Per day (\$15)+ \$3,000 deposit + consumption	Rental (Y) Deposit (N)
18	Hydrant meter installation and removal		\$ 170.00	\$ 173.00	Y
19	Unauthorized use of hydrant	+ Consumption	\$ 2,575.00	\$ 2,627.00	N
20	Damage to infrastructure		Cost + 20%	Cost + 20%	N
21	Use of hydrant for consumption of water for items such as street sweeping, bore hole drilling - <i>Hydrant meter required forms part of tender of services</i>				N
22	Sewer lateral video inspection		\$ 541.00	\$ 552.00	Y
23	Sewer lateral video inspection from main sewer		\$ 773.00	\$ 788.00	Y
24	Water locates on private property		\$ 78.00	\$ 80.00	N
25	Request to sample water		\$ 135.00	\$ 138.00	N
26	Hydro flushing of residential sanitary laterals		2hr minimum charge of \$450 + \$225 for each additional hour	2hr minimum charge of \$450 + \$225 for each additional hour	Y
27	Spills		Cost + 20%	Cost + 20%	Y
28	Flow test permit	Per test location	\$ 140.00	\$ 143.00	N
29	Backflow Compliance Processing Fee		\$ 73.00	\$ 74.00	Y

The City of Richmond Hill reserves the right to waive part or all of the charges other than the charges for water and wastewater usage as described in Chapter 1190 (Water-Wastewater-Systems-Maintenance)

Community Services Department
Schedule "B" - Public Works Operations

Public Works Operations

Sanitary Sewers

30 Bayview Ridge Court Servicing Costs Recovery					
Lot/RPlan	Address	Frontage	Sanitary Sewer Cost 2026	Sanitary Service Connection Cost 2026	Total Sanitary Cost 2026
36/355	8 Bayview Ridge Crt. (formerly 12700 Bayview Ridge Crt)	36.58	\$ 9,654.28	\$ 2,917.73	\$ 12,572.01
35/355	4 Bayview Ridge Crt (formerly 12710 Bayview Ridge Crt)	30.48	\$ 8,044.34	\$ 2,917.73	\$ 10,962.07
33/355	6 Bayview Park Lane (formerly 12746 Bayview Park Lane)	39.31	\$ 10,374.78	\$ 2,917.73	\$ 13,292.51
31/355	12 Bayview Park Lane (formerly 12764 Bayview Park Lane)	30.52	\$ 8,054.95	\$ 2,917.73	\$ 10,972.68
30/355	16 Bayview Park Lane (formerly 12778 Bayview Park Lane)	30.43	\$ 8,031.20	\$ 2,917.73	\$ 10,948.93
29/355	20 Bayview Park Lane (formerly 12794 Bayview Park Lane)	38.01	\$ -	\$ 2,917.73	\$ 2,917.73
Total Recoverable					\$ 61,665.93

- 1) Engineering costs and HST are not included
- 2) Total cost for both Sanitary Sewers and Watermains were reduced by 50% to account for only one side of the service having benefit
- 3) Costs reduced for servicing crossing road allowances
- 4) Hydrants not included
- 5) Sanitary Sewer Cost/meter = \$263.94
- 6) Watermain Cost/meter = \$344.65

Watermains

31 Bayview Parklane Servicing Costs and Recovery					
Lot/RPlan	Address	Frontage	Watermain Cost 2026	Water Service Connection Cost 2026	Total Watermain Cost 2026
34/355	82 Sandbanks Drive (formerly 12736 Bayview Park Lane)	16.82	\$ 5,796.89	\$ 1,746.20	\$ 7,543.09
33/355	6 Bayview Park Lane (formerly 12746 Bayview Park Lane)	39.31	\$ 13,547.91	\$ 1,746.20	\$ 15,294.11
32/355	8 Bayview Park Lane (formerly 12756 Bayview Park Lane)	30.52	\$ 10,518.61	\$ 1,746.20	\$ 12,264.81
31/355	12 Bayview Park Lane (formerly 12764 Bayview Park Lane)	30.52	\$ 10,518.61	\$ 1,746.20	\$ 12,264.81
30/355	16 Bayview Park Lane (formerly 12778 Bayview Park Lane)	30.43	\$ 10,487.51	\$ 1,746.20	\$ 12,233.71
29/355	20 Bayview Park Lane (formerly 12794 Bayview Park Lane)	38.01	\$ 13,099.83	\$ 1,746.20	\$ 14,846.03
28/355	28 Bayview Park Lane (formerly 12808 Bayview Park Lane)	31.41	\$ 10,825.28	\$ 1,746.20	\$ 12,571.48
Total Recoverable					\$ 87,018.04

- 1) Engineering costs and HST are not included
- 2) Total cost for both Sanitary Sewers and Watermains were reduced by 50% to account for only one side of the service having benefit
- 3) Costs reduced for servicing crossing road allowances
- 4) Hydrants not included
- 5) Sanitary Sewer Cost/meter = \$263.94
- 6) Watermain Cost/meter = \$344.65

Environmental & Infrastructure Services Disbursement Fees

Fee #	Description of Services	Unit of measurement	2025 Fees	2026 Fees Revised	HST (Y/N)
32	TV inspection of sanitary sewer	linear meter	\$ 3.09	\$ 3.15	Y
32a	TV inspection of storm sewer	linear meter	\$ 3.09	\$ 3.15	Y
32b	TV inspection of foundation drains	linear meter	\$ 3.09	\$ 3.15	Y
32c	TV inspection from foundation drains from mainline to rear lot catch basin	per meter	\$ 54.00	\$ 55.00	Y

Community Services Department
Schedule "B" - Public Works Operations

Public Works Operations

Roads Services

Fee #	Description of Services	Unit of measurement	2025 Fees	2026 Fees Revised	HST (Y/N)
1	Culvert 375mm	Per meter	\$ 626.00	\$ 639.00	Y
1a	Culvert 450mm	Per meter	\$ 652.00	\$ 665.00	Y
1b	Culvert 600mm	Per meter	\$ 690.00	\$ 704.00	Y
2	Clean-out for Culvert	Each	\$ 2,326.00	\$ 2,373.00	Y
3	Ditch Restoration (Grading Topsoil & Sod)	Per meter	\$ 251.00	\$ 256.00	Y
4	Boulevard Restoration (Grading Topsoil & Sod)	Per m ²	\$ 63.00	\$ 64.00	Y
5	Decommission boulevard or rear lot catch basin	\$/each	\$ 1,993.00	\$ 2,033.00	Y
6	Install catch basin with frame and cover	\$/each	\$ 7,725.00	\$ 7,880.00	Y
7	Install rear lot 250mm catch basin lead (concrete encased)	\$/m	\$ 731.00	\$ 746.00	Y
8	Remove and replace curb	Per meter	\$ 310.00	\$ 316.00	Y
9	Remove and replace sidewalk bays	Per m ²	\$ 250.00	\$ 255.00	Y
10	Interlock Restoration/m2	Per m ²	\$ 97.00	\$ 99.00	Y
11	Grinding/Cold Milling	Per m ²	\$ 466.00	\$ 475.00	Y
11a	Hot Mix Road Asphalt HL3 and HL8	Per m ²	\$ 119.00	\$ 121.00	Y
12	Asphalt Driveway (HL3) Apron Restoration	Per m ²	\$ 113.00	\$ 115.00	Y
13	Other services on request	Cost + 20%	Cost + 20%	Cost + 20%	Y
14 a	Curb Cut *	Per meter	\$ 85.00	\$ 87.00	Y
14 b	Curb Cut *	Set up fee	\$ 474.00	\$ 483.00	Y
15	Install Streetlight Pole Identification #		\$ 14.00	\$ 14.30	Y
16	Road Occupancy Permit (ROP):				
16a	a) In conjunction with a Municipal Access Agreement, unless otherwise specified:				
16a.i	0 to 100 ROPs	Annual			Y
16a.ii	101 to 250 ROPs	Annual	\$ 6,114.00	\$ 6,236.00	Y
16a.iii	251 to 500 ROPs	Annual	\$ 12,227.00	\$ 12,472.00	Y
16a.iv	501 to 1000 ROPs	Annual	\$ 30,568.00	\$ 31,179.00	Y
16a.v	1001 to 1500 ROPs	Annual	\$ 42,795.00	\$ 43,651.00	Y
16a.vi	1501 to 2000 ROPs	Annual	\$ 55,022.00	\$ 56,122.00	Y
16a.vii	Over 2000 ROPs	Annual	\$ 67,250.00	\$ 68,595.00	Y
16b	b) Road Occupancy Permit - No Municipal Access Agreement	Each	\$ 276.23	\$ 282.00	Y
17	Municipal Consent Fee (MC)	each	\$ 495.00	\$ 505.00	Y

Community Services Department
Schedule "B" - Public Works Operations

Public Works Operations

Fee #	Description of Services	Unit of measurement	2025 Fees	2026 Fees Revised	HST (Y/N)
18	Garbage Collection tags	Per bag	\$ 2.50	\$ 2.55	N
19	Recycling & Green Bins				
19a	Kitchen Container		\$ 11.00	\$ 11.20	Y
19b	Green Bin		\$ 28.00	\$ 28.60	Y
19c	Additional cart collection for multi--residential	per visit	\$ 164.00	\$ 167.30	Y
19d	Additional front end collection for multi-residential	per lift	\$ 72.00	\$ 73.40	Y
20	Subdivision, Site Plan or Servicing Agreement Fees - Initial Household Green Bin Kit				
20a	House - standard set (Green bin and kitchen catcher)	per set	\$ 47.00	\$ 48.00	Y
20b	High Rise - standard set (kitchen catcher)	per set	\$ 13.20	\$ 13.50	Y
21	Waste management fee - rateable business properties in the downtown core Business Improvement Area that were receiving municipal collection in 2025 as per SRCS.25.01	per year	NEW	\$ 365.00	Y
22	Recycling bin -Only for business properties in the downtown core receiving municipal collection	per bin	NEW	\$ 15.30	Y
23	Encroachment Permit application as SREPW.09.017		\$ 215.00	\$ 219.00	Y
24	Municipal Access Agreement	Annually	\$ 6,114.00	\$ 6,236.00	Y
25	Newspaper boxes				
25a	a) Site inspections for location of newspaper boxes	Per location	\$ 92.00	\$ 94.00	N
25b	b) Concrete pad and anchor for newspaper boxes	Per box	\$ 570.00	\$ 581.00	Y
26	Ditch Infill Inspections	Each	\$ 147.00	\$ 150.00	N

Community Services Department
Schedule "C" - Recreation and Culture Services
Section "A" - Indoor Facilities Effective September 7, 2026 (Labour Day)

Recreation and Culture Services

Facility Rental Rates

Gymnasium (per hour)*	2025 Rate	2026 Rate	\$ change from 2025 to 2026 inc/(dec)	HST(Y/N)
Resident	\$ 81.39	\$ 83.02	\$ 1.63	Y
Affiliated Seniors Clubs	\$ 40.70	\$ 41.51	\$ 0.81	Y
Affiliated Community Group	\$ 53.49	\$ 54.56	\$ 1.07	Y
Non-Resident/Commercial	\$ 128.18	\$ 130.75	\$ 2.56	Y

* Gymnasiums at Bayview Hill, Elgin West, Langstaff, Oak Ridges, Richvale, Rouge Woods

Auditorium, Half Gymnasium or Large Meeting Room (per hour)**	2025 Rate	2026 Rate	\$ change from 2025 to 2026 inc/(dec)	HST(Y/N)
Resident	\$ 43.24	\$ 44.11	\$ 0.86	Y
Affiliated Seniors Clubs	\$ 21.62	\$ 22.05	\$ 0.43	Y
Affiliated Community Group	\$ 28.42	\$ 28.99	\$ 0.57	Y
Non-Resident/Commercial	\$ 68.11	\$ 69.47	\$ 1.36	Y

** Half gymnasiums at Bayview Hill, Elgin West, Oak Ridges, Rouge Woods, Bayview Hill Renaissance Room & Program Room, Bond Lake Norm Taylor Room, DDO Library, Elgin Barrow Richmond Hill Room, Elgin West Palisade Room, Langstaff Tollgate & Yorkshire Rooms, McConaghy Multipurpose Room, Oak Ridges Program Room 1, Rouge Woods Aspen & Beech Rooms.

Medium-Sized Meeting Room (per hour)***	2025 Rate	2026 Rate	\$ change from 2025 to 2026 inc/(dec)	HST(Y/N)
Resident	\$ 28.43	\$ 29.00	\$ 0.57	Y
Affiliated Seniors Clubs	\$ 14.22	\$ 14.50	\$ 0.28	Y
Affiliated Community Group	\$ 18.69	\$ 19.06	\$ 0.37	Y
Non-Resident/Commercial	\$ 44.79	\$ 45.69	\$ 0.90	Y

*** Bayview Hill 1/2 Program Room, Boynton, Leuschner, Teasdale & Meeting Rooms, Bond Lake 1/2 Norm Taylor Room, Centennial Pool Meeting Rooms, DDO Lecture Hall & Room #211, Ed Sackfield Program Rooms, Elgin Barrow Ed's Room, Elgin West 1/2 Palisade Room, AJ Clark, Craft, McGaw and Woodland Rooms, Elvis Stojko Meeting Rooms, Langstaff Craft Room, 1/2 Tollgate, 1/2 Yorkshire, McConaghy Craft, Games Room, Room 201, 205, Oak Ridges 1/2 Program Room 1, Program Room 2, Activity Room, RG Dome Activity Room, Richvale Carville, Weldrick, Program Rooms 1 & 2, Rouge Woods 1/2 Aspen Room, 1/2 Beech Room, Tom Graham Off-Ice Room

Small-Sized Meeting Room (per hour)-	2025 Rate	2026 Rate	\$ change from 2025 to 2026 inc/(dec)	HST(Y/N)
Resident	\$ 24.16	\$ 24.64	\$ 0.48	Y
Affiliated Seniors Clubs	\$ 12.08	\$ 12.32	\$ 0.24	Y
Affiliated Community Group	\$ 15.88	\$ 16.19	\$ 0.32	Y
Non-Resident/Commercial	\$ 38.05	\$ 38.81	\$ 0.76	Y

- Bayview Hill Craft & Kindercare Room, Bond Lake Don Cook Room, DDO Room #201, #204, #205, #209, Ed Sackfield Off Ice Room, Elgin Barrow Board Room, Elgin West 1/2 Woodland, Program Room, Langstaff Program Room, McConaghy Dining Room & Room 204, Oak Ridges Eco Room, Richvale Craft Room

Kitchen (per hour)	2025 Rate	2026 Rate	\$ change from 2025 to 2026 inc/(dec)	HST(Y/N)
Resident	\$ 26.30	\$ 26.83	\$ 0.53	Y
Affiliated Seniors Clubs	\$ 13.16	\$ 13.42	\$ 0.26	Y
Affiliated Community Group	\$ 17.30	\$ 17.64	\$ 0.35	Y
Non-Resident/Commercial	\$ 41.43	\$ 42.26	\$ 0.83	Y

Aerobic Studio (per hour)	2025 Rate	2026 Rate	\$ change from 2025 to 2026 inc/(dec)	HST(Y/N)
Resident	\$ 63.82	\$ 65.10	\$ 1.28	Y
Affiliated Seniors Clubs	\$ 31.92	\$ 32.55	\$ 0.64	Y
Affiliated Community Group	\$ 41.94	\$ 42.78	\$ 0.84	Y
Non-Resident/Commercial	\$ 100.52	\$ 102.53	\$ 2.01	Y

Community Services Department
 Schedule "C" - Recreation and Culture Services
 Section "A" - Indoor Facilities Effective September 7, 2026 (Labour Day)

Recreation and Culture Services

Atrium or Lobby (per hour)	2025 Rate	2026 Rate	\$ change from 2025 to 2026 inc/(dec)	HST(Y/N)
Resident	\$ 25.97	\$ 26.49	\$ 0.52	Y
Affiliated Seniors Clubs	\$ 12.99	\$ 13.25	\$ 0.26	Y
Affiliated Community Group	\$ 17.07	\$ 17.41	\$ 0.34	Y
Non-Resident/Commercial	\$ 40.91	\$ 41.73	\$ 0.82	Y

Heritage House (per hour) ^a	2025 Rate	2026 Rate	\$ change from 2025 to 2026 inc/(dec)	HST(Y/N)
Resident	\$ 51.13	\$ 52.15	\$ 1.02	Y
Affiliated Seniors Clubs	\$ 25.58	\$ 26.09	\$ 0.51	Y
Affiliated Community Group	\$ 33.61	\$ 34.28	\$ 0.67	Y
Non-Resident/Commercial	\$ 80.52	\$ 82.13	\$ 1.61	Y

^a Heritage Centre (Amos Wright House) Gardenview Room, DDO Observatory, Eyer Homestead, Boynton House @ Richmond Green, Robert Holland and George Forster House @ Phyllis Rawlinson.

Facility Rental Rates

Heritage Centre (Amos Wright House) Gardenview Room & Patio (per hour)	2025 Rate	2026 Rate	\$ change from 2025 to 2026 inc/(dec)	HST(Y/N)
Resident	\$ 62.84	\$ 64.09	\$ 1.26	Y
Affiliated Seniors Clubs	\$ 31.42	\$ 32.05	\$ 0.63	Y
Affiliated Community Group	\$ 41.28	\$ 42.11	\$ 0.83	Y
Non-Resident/Commercial	\$ 98.94	\$ 100.92	\$ 1.98	Y

Beverly Hills Condo Creative Space Rental	2025 Rate	2026 Rate	\$ change from 2025 to 2026 inc/(dec)	HST(Y/N)
4-Day Rental	\$ 215.13	\$ 219.44	\$ 4.30	Y
7-Day Rental	\$ 286.84	\$ 292.58	\$ 5.74	Y
Monthly Rental	\$ 849.75	\$ 866.75	\$ 17.00	Y

Boynton House Art Exhibition Space Rental	2025 Rate	2026 Rate	\$ change from 2025 to 2026 inc/(dec)	HST(Y/N)
4-Day Exhibition	\$ 215.13	\$ 219.44	\$ 4.30	Y
7-Day Exhibition	\$ 286.84	\$ 292.58	\$ 5.74	Y
Monthly Exhibition	\$ 849.75	\$ 866.75	\$ 17.00	Y

Office/Storage Space	2025 Rate	2026 Rate	\$ change from 2025 to 2026 inc/(dec)	HST(Y/N)
Office Space (per month)	\$ 118.07	\$ 120.43	\$ 2.36	Y
0 - 200 sq ft.	\$ 118.07	\$ 120.43	\$ 2.36	Y
201 - 400 sq ft.	\$ 236.13	\$ 240.85	\$ 4.72	Y
401 - 600 sq ft	\$ 354.20	\$ 361.28	\$ 7.08	Y
601 - 800 sq ft	\$ 472.26	\$ 481.71	\$ 9.45	Y
801 - 950 sq ft	\$ 590.33	\$ 602.13	\$ 11.81	Y
951 - 1200 sq ft	\$ 826.46	\$ 842.99	\$ 16.53	Y
Storage - Affiliated Community Group	\$4.19 - \$139.19	\$4.28 - \$141.97	\$0.09-\$2.78	Y

Community Services Department
 Schedule "C" - Recreation and Culture Services
 Section "A" - Indoor Facilities Effective September 7, 2026 (Labour Day)

Recreation and Culture Services				
Equipment Rental	2025 Rate	2026 Rate	\$ change from 2025 to 2026 inc/(dec)	HST(Y/N)
Art Grid Rental (per week/per grid/1-12 grids)	\$ 4.85	\$ 4.95	\$ 0.10	Y
Art Grid Rental (per week/flat rate/13+ grids)	\$ 60.76	\$ 61.98	\$ 1.22	Y
Art Grid Rental (per month/per grid/1-12 grids)	\$ 14.60	\$ 14.90	\$ 0.29	Y
Art Grid Rental (per month/flat rate/13+ grids)	\$ 182.38	\$ 186.03	\$ 3.65	Y
Facility Attendant Fee (Regular Day)	\$ 22.46	\$ 22.91	\$ 0.45	Y
Facility Operator Fee (after hours)	\$ 38.75	\$ 39.53	\$ 0.78	Y
Projector (per use)	\$ 11.20	\$ 11.43	\$ 0.22	Y
Projector (per season)	\$ 56.02	\$ 57.14	\$ 1.12	Y
Facility Stage (per use)	\$ 10.30	\$ 10.51	\$ 0.21	Y
Portable Staging	\$ 334.69	\$ 341.38	\$ 6.69	Y

Parking Lots	2025 Rate	2026 Rate	\$ change from 2025 to 2026 inc/(dec)	HST(Y/N)
Resident (per hour) full lot	\$ 39.49	\$ 40.27	\$ 0.79	Y
Non resident (per hour) full lot	\$ 62.20	\$ 63.44	\$ 1.24	Y
Bus Parking Overnight - School season only with approval (per month)	\$ 54.54	\$ 55.63	\$ 1.09	Y
Resident (per hour) 1/2 lot	\$ 19.74	\$ 20.14	\$ 0.39	Y
Non Resident (per hour) 1/2 lot	\$ 31.10	\$ 31.72	\$ 0.62	Y
Car Parking Overnight	\$ 5.15	\$ 5.25	\$ 0.10	Y

Alternative facility rental rates for medium-term, multi-room, and non-prime time rentals may be determined by Commissioner at his/her discretion as a result of unique circumstances.

Community Services Department
 Schedule "C" - Recreation and Culture Services
 Section "B" - Outdoor Parks and Sport Fields - , Effective January 1, 2026 Facility

Recreation and Culture Services

Facility Rental Rates

Ball Prime Time (per hour) Monday to Friday, 6:00 p.m. - 11:00 p.m. and Saturday, Sunday & Statutory Holidays, 9:00 a.m. - 11:00 p.m.	2025 Rate	2026 Rate	\$ change from 2025 to 2026 inc/(dec)	HST(Y/N)
Category A - Adult	\$ 18.51	\$ 18.88	\$ 0.37	Y
Category A - Minor	\$ 9.27	\$ 9.46	\$ 0.19	Y
Category B - Adult	\$ 12.34	\$ 12.59	\$ 0.25	Y
Category B - Minor	\$ 6.18	\$ 6.31	\$ 0.12	Y
Category C - Adult	\$ 9.33	\$ 9.52	\$ 0.19	Y
Category C - Minor	\$ 4.67	\$ 4.77	\$ 0.09	Y

Ball Non-Prime Time (per hour) Monday to Friday, 8:00 a.m. - 6:00 p.m.	2025 Rate	2026 Rate	\$ change from 2025 to 2026 inc/(dec)	HST(Y/N)
Category A - Adult	\$ 9.26	\$ 9.44	\$ 0.19	Y
Category A - Minor	\$ 4.64	\$ 4.73	\$ 0.09	Y
Category B - Adult	\$ 6.18	\$ 6.31	\$ 0.12	Y
Category B - Minor	\$ 3.09	\$ 3.15	\$ 0.06	Y
Category C - Adult	\$ 4.67	\$ 4.77	\$ 0.09	Y
Category C - Minor	\$ 2.34	\$ 2.38	\$ 0.05	Y

Ball Non-Resident/Commercial Rates (per hour) (Prime & Non-Prime Time)	2025 Rate	2026 Rate	\$ change from 2025 to 2026 inc/(dec)	HST(Y/N)
Category A - Non-Resident/Commercial	\$ 36.60	\$ 37.34	\$ 0.73	Y
Category B - Non-Resident/Commercial	\$ 24.40	\$ 24.89	\$ 0.49	Y
Category C - Non-Resident/Commercial	\$ 22.60	\$ 23.06	\$ 0.45	Y

Soccer Prime Time (per hour) Monday to Friday, 6:00 p.m. - 11:00 p.m. and Saturday, Sunday & Statutory Holidays, 9:00 a.m. - 11:00 p.m.	2025 Rate	2026 Rate	\$ change from 2025 to 2026 inc/(dec)	HST(Y/N)
Category A - Adult	\$ 13.17	\$ 13.43	\$ 0.26	Y
Category A - Minor	\$ 6.57	\$ 6.70	\$ 0.13	Y
Category B - Adult	\$ 11.87	\$ 12.10	\$ 0.24	Y
Category B - Minor	\$ 5.93	\$ 6.05	\$ 0.12	Y
Category C - Adult	\$ 10.93	\$ 11.15	\$ 0.22	Y
Category C - Minor	\$ 5.47	\$ 5.58	\$ 0.11	Y
Category D - Adult	\$ 8.31	\$ 8.47	\$ 0.17	Y
Category D - Minor	\$ 4.23	\$ 4.32	\$ 0.08	Y

Community Services Department
 Schedule "C" - Recreation and Culture Services
 Section "B" - Outdoor Parks and Sport Fields - , Effective January 1, 2026 Facility

Recreation and Culture Services

Facility Rental Rates

Soccer Non-Prime Time (per hour) Monday to Friday, 8:00 a.m. - 6:00 p.m.	2025 Rate	2026 Rate	\$ change from 2025 to 2026 inc/(dec)	HST(Y/N)
Category A - Adult	\$ 6.57	\$ 6.70	\$ 0.13	Y
Category A - Minor	\$ 3.29	\$ 3.35	\$ 0.07	Y
Category B - Adult	\$ 5.93	\$ 6.05	\$ 0.12	Y
Category B - Minor	\$ 2.96	\$ 3.02	\$ 0.06	Y
Category C - Adult	\$ 5.47	\$ 5.58	\$ 0.11	Y
Category C - Minor	\$ 2.74	\$ 2.79	\$ 0.05	Y
Category D - Adult	\$ 4.16	\$ 4.24	\$ 0.08	Y
Category D - Minor	\$ 2.07	\$ 2.12	\$ 0.04	Y

Soccer Non-Resident/Commercial Rates (per hour) (Prime & Non-Prime Time)	2025 Rate	2026 Rate	\$ change from 2025 to 2026 inc/(dec)	HST(Y/N)
Category A - Non-Resident/Commercial	\$ 25.86	\$ 26.38	\$ 0.52	Y
Category B - Non-Resident/Commercial	\$ 25.12	\$ 25.62	\$ 0.50	Y
Category C - Non-Resident/Commercial	\$ 23.26	\$ 23.72	\$ 0.47	Y
Category D - Non-Resident/Commercial	\$ 17.75	\$ 18.11	\$ 0.36	Y

Outdoor Artificial Turf Field Pre & Post Season + Regular Season Prime Time (per hour) Monday to Friday 6:00 p.m. - 11:00 p.m. and Saturday, Sunday & Stat Holidays 9:00 a.m. - 11:00 p.m.	2025 Rate	2026 Rate	\$ change from 2025 to 2026 inc/(dec)	HST(Y/N)
Adult	\$ 49.12	\$ 50.11	\$ 0.98	Y
Minor	\$ 32.18	\$ 32.83	\$ 0.64	Y
Non-Resident/Commercial	\$ 72.69	\$ 74.14	\$ 1.45	Y

Outdoor Artificial Turf Field Non-Prime Time (per hour) Monday to Friday 8:00 a.m. - 5:00 p.m.	2025 Rate	2026 Rate	\$ change from 2025 to 2026 inc/(dec)	HST(Y/N)
York Region School Team Practice	\$ 24.56	\$ 25.05	\$ 0.49	Y

Hydro (Sports Field Lighting from dusk to park close)	2025 Rate	2026 Rate	\$ change from 2025 to 2026 inc/(dec)	HST(Y/N)
Adult/Minor	\$ 38.86	\$ 39.63	\$ 0.78	Y
Non-Resident/Commercial	\$ 51.08	\$ 52.10	\$ 1.02	Y

Community Services Department
Schedule "C" - Recreation and Culture Services
Section "B" - Outdoor Parks and Sport Fields - , Effective January 1, 2026 Facility

Recreation and Culture Services

Facility Rental Rates

Tournaments (per day, per field)	2025 Rate	2026 Rate	\$ change from 2025 to 2026 inc/(dec)	HST(Y/N)
Adult	\$ 84.39	\$ 86.08	\$ 1.69	Y
Minor	\$ 42.20	\$ 43.04	\$ 0.84	Y
Non-Resident/Commercial	\$ 100.46	\$ 102.47	\$ 2.01	Y

Beer Garden Permit (per permit)	2025 Rate	2026 Rate	\$ change from 2025 to 2026 inc/(dec)	HST(Y/N)
Resident/Community Group	\$ 226.60	\$ 231.13	\$ 4.53	Y
Non-Resident/Commercial	\$ 339.90	\$ 346.70	\$ 6.80	Y

Outdoor Beach Volleyball (per court per hour)	2025 Rate	2026 Rate	\$ change from 2025 to 2026 inc/(dec)	HST(Y/N)
Resident/Community Group	\$ 43.26	\$ 44.13	\$ 0.87	Y
Non-Resident/Commercial	\$ 68.13	\$ 69.50	\$ 1.36	Y

Commercial Filming & Road closure permits	2025 Rate	2026 Rate	\$ change from 2025 to 2026 inc/(dec)	HST(Y/N)
Commercial Filming in a park or open space	\$ 637.06	\$ 649.80	\$ 12.74	Y
Film Permit Application Fee	\$ 418.97	\$ 427.35	\$ 8.38	Y
Student Film Permit Application Fee	\$ 56.65	\$ 57.78	\$ 1.13	Y
Independent Film Permit Application Fee	\$ 209.49	\$ 213.68	\$ 4.19	Y
Road Closure Permit	2025 Rate	2026 Rate	\$ change from 2025 to 2026 inc/(dec)	HST(Y/N)
Road Closure for Filming, Event, Parade or Street Party (traffic management plan required)	\$ 277.92	\$ 283.48	\$ 5.56	Y
Road Closure for Filming, Event, Parade or Street Party (traffic management plan NOT required)	\$ 103.52	\$ 105.59	\$ 2.07	Y

Picnic and Open Park Permits	2025 Rate	2026 Rate	\$ change from 2025 to 2026 inc/(dec)	HST(Y/N)
Resident/Community Group Hourly Rate	\$ 54.08	\$ 55.16	\$ 1.08	Y
Non-Resident Hourly Rate	\$ 85.19	\$ 86.89	\$ 1.70	Y
Picnic Shelter Resident/Community Group Daily Rate	\$ 433.20	\$ 441.86	\$ 8.66	Y
Picnic Shelter Non-Resident Daily Rate	\$ 716.41	\$ 730.74	\$ 14.33	Y

Wedding Garden Area & Gazebo	2025 Rate	2026 Rate	\$ change from 2025 to 2026 inc/(dec)	HST(Y/N)
Resident - Pictures Only (2 hours)	\$ 83.59	\$ 85.26	\$ 1.67	Y
Non-Resident - Pictures Only (2 hours)	\$ 129.79	\$ 132.39	\$ 2.60	Y
Resident - Ceremony & Pictures (3 hours)	\$ 191.05	\$ 194.88	\$ 3.82	Y
Non-Resident - Ceremony & Pictures (3 hours)	\$ 298.07	\$ 304.03	\$ 5.96	Y

Community Services Department
 Schedule "C" - Recreation and Culture Services
 Section "B" - Outdoor Parks and Sport Fields -, Effective January 1, 2026 Facility

Recreation and Culture Services

Facility Rental Rates

Pickleball / Tennis Court Prime Time (per hour) September to June - Monday to Friday, 5:00 p.m. - 11:00 p.m. and Saturday, Sunday & Statutory Holidays, 7:00 a.m. - 11:00 p.m. and July and August every day, 7:00 a.m. – 11:00 p.m.	2025 Rate	2026 Rate	\$ change from 2025 to 2026 inc/(dec)	HST(Y/N)
Resident	\$ 11.90	\$ 12.13	\$ 0.24	Y
Affiliated Minor Sports Group	\$ 5.95	\$ 6.07	\$ 0.12	Y
Non-Resident/Commercial	\$ 17.84	\$ 18.20	\$ 0.36	Y

Pickleball / Tennis Court Non-Prime Time (per hour) September to June - Monday to Friday, 8:00 a.m. - 5:00 p.m.	2025 Rate	2026 Rate	\$ change from 2025 to 2026 inc/(dec)	HST(Y/N)
Resident	\$ 5.95	\$ 6.07	\$ 0.12	Y
Affiliated Minor Sports Group	\$ 2.97	\$ 3.03	\$ 0.06	Y
Non-Resident/Commercial	\$ 8.92	\$ 9.10	\$ 0.18	Y

Community Services Department
 Schedule "C" - Recreation and Culture Services
 Section "C" - Pool Facilities , Effective January 1, 2026

Recreation and Culture Services

Facility Rental Rates

Bayview Hill, Centennial, Elgin West, Oak Ridges, Richvale (per hour) staff charges to be added	2025 Rate	2026 Rate	\$ change from 2025 to 2026 incl/(dec)	HST(Y/N)
Full Pool - Resident	\$ 140.93	\$ 143.75	\$ 2.82	Y
Full Pool - Community Group	\$ 91.61	\$ 93.44	\$ 1.83	Y
Full Pool - Non-Resident/Commercial	\$ 211.40	\$ 215.63	\$ 4.23	Y
Half Pool - Resident	\$ 70.47	\$ 71.88	\$ 1.41	Y
Half Pool - Community Group	\$ 45.81	\$ 46.73	\$ 0.92	Y
Half Pool - Non-Resident/Commercial	\$ 105.70	\$ 107.82	\$ 2.12	Y

Wave Pool - Leisure Swim (per hour) staff charges to be added	2025 Rate	2026 Rate	\$ change from 2025 to 2026 incl/(dec)	HST(Y/N)
Resident	\$ 211.09	\$ 215.31	\$ 4.22	Y
Community Group	\$ 147.76	\$ 150.72	\$ 2.96	Y
Non-Resident/Commercial	\$ 316.37	\$ 322.97	\$ 6.60	Y

Wave Pool - Wave Swim (per hour) staff charges to be added	2025 Rate	2026 Rate	\$ change from 2025 to 2026 incl/(dec)	HST(Y/N)
Resident	\$ 267.23	\$ 272.58	\$ 5.34	Y
Community Group	\$ 168.36	\$ 171.73	\$ 3.37	Y
Non-Resident/Commercial	\$ 400.86	\$ 408.87	\$ 8.02	Y

Wave Pool - Room Rental (per hour) staff charges to be added	2025 Rate	2026 Rate	\$ change from 2025 to 2026 incl/(dec)	HST(Y/N)
Meeting Room	\$ 82.85	\$ 84.51	\$ 1.66	Y
Viewing Gallery	\$ 165.72	\$ 169.03	\$ 3.31	Y

Miscellaneous	2025 Rate	2026 Rate	\$ change from 2025 to 2026 incl/(dec)	HST(Y/N)
Lifeguard/Instructor (per hour)	\$ 27.78	\$ 28.33	\$ 0.56	Y
School Group Swimming Lessons (per hour) (pool play, S2S lessons, structured play)	\$ 155.72	\$ 158.83	\$ 3.11	Y
Badge & Report Card	\$ 2.60	\$ 2.65	\$ 0.05	Y

Community Services Department
 Schedule "C" - Recreation and Culture Services
 Section "D" - Richmond Green Soccer and Lawn Bowling
 Effective May 1, 2026

Recreation and Culture Services

Facility Rental Rates

Sports Centre Soccer (per hour)	2025 Rate Fall/Winter (Oct 1st to April 30th)	2025 Rate Summer (May 1st to Sept 30th)	2026 Rate Fall/Winter (Oct 1st to April 30th)	2026 Rate Summer (May 1st to Sept 30th)	\$ change from 2025 to 2026 incl(dec) Fall/Winter (Oct 1st to April 30th)	\$ change from 2025 to 2026 incl(dec) Summer (May 1st to Sept 30th)	HST(Y/N)
Local Minor Soccer	\$ 185.61	\$ 92.75	\$ 189.33	\$ 94.61	\$ 3.71	\$ 1.86	Y
Resident/Community Group	\$ 217.52	\$ 92.75	\$ 221.87	\$ 94.61	\$ 4.35	\$ 1.86	Y
Non-Resident/Commercial	\$ 255.20	\$ 97.39	\$ 260.30	\$ 99.34	\$ 5.10	\$ 1.95	Y

Sports Centre General Rental (per hour)	2025 Rate Programs Meetings	2025 Rate Trade Shows & Events	2026 Rate Programs Meetings	2026 Rate Trade Shows & Events	\$ change from 2025 to 2026 incl(dec) Programs Meetings	\$ change from 2025 to 2026 incl(dec) Trade Shows & Events	HST(Y/N)
Resident/Community Group	\$ 211.05	\$ 252.08	\$ 215.27	\$ 257.12	\$ 4.22	\$ 5.04	Y
Non-Resident/Commercial	\$ 331.61	\$ 397.04	\$ 338.25	\$ 404.99	\$ 6.63	\$ 7.94	Y

Agr. Bldg #2 (per hour)	2025 Rate Programs Meetings	2025 Rate Trade Shows & Events	2026 Rate Programs Meetings	2026 Rate Trade Shows & Events	\$ change from 2025 to 2026 incl(dec) Programs Meetings	\$ change from 2025 to 2026 incl(dec) Trade Shows & Events	HST(Y/N)
Resident/Community Group	\$ 47.66	\$ 97.62	\$ 48.61	\$ 99.58	\$ 0.95	\$ 1.96	Y
Non-Resident/Commercial	\$ 74.28	\$ 148.68	\$ 75.77	\$ 151.66	\$ 1.49	\$ 2.97	Y

Lounge with Kitchen (per hour)	2025 Rate Programs Meetings	2025 Rate Trade Shows & Events	2026 Rate Programs Meetings	2026 Rate Trade Shows & Events	\$ change from 2025 to 2026 incl(dec) Programs Meetings	\$ change from 2025 to 2026 incl(dec) Trade Shows & Events	HST(Y/N)
Resident/Community Group	\$ 19.05	\$ 22.18	\$ 19.43	\$ 22.62	\$ 0.38	\$ 0.44	Y
Non-Resident/Commercial	\$ 30.03	\$ 34.96	\$ 30.53	\$ 35.66	\$ 0.60	\$ 0.70	Y

Facility Rental Rates

Amphitheatre	2025 Rate	2026 Rate	HST (Y/N)	\$ change from 2025 to 2026 incl(dec)
Resident (per 1/2-day)	\$ 76.55	\$ 78.08	Y	\$ 1.53
Non-Resident/Commercial (per 1/2-day)	\$ 113.22	\$ 115.48	Y	\$ 2.26
Resident (per day)	\$ 126.14	\$ 128.67	Y	\$ 2.52
Non-Resident/Commercial (per day)	\$ 188.67	\$ 192.44	Y	\$ 3.77

Services

Services	2025 Rate	2026 Rate	HST (Y/N)	\$ change from 2025 to 2026 incl(dec)
Sports Centre Tarp Set-Up/Clean-Up (per hour)	\$ 89.87	\$ 91.66	Y	\$ 1.80
Sky King Rental (per hour)	\$ 51.57	\$ 52.60	Y	\$ 1.03
RG Special Event Staff (per hour)	\$ 22.46	\$ 22.91	Y	\$ 0.45
RG Event Fencing (per event)	\$ 167.49	\$ 170.84	Y	\$ 3.35

Indoor Bocce court rental (per court per hour)

Indoor Bocce court rental (per court per hour)	2025 Rate	2026 Rate	HST (Y/N)	\$ change from 2025 to 2026 incl(dec)
Prime Time	\$ 9.31	\$ 9.50	Y	\$ 0.19
Non Prime Time	\$ 6.39	\$ 6.51	Y	\$ 0.13

Facilities 1/4 field rates per hour

Sports Dome Rental Rates - Shoulder Non-Prime Time - 6:00 a.m. - 9:00 a.m. Monday through Friday, 11:00 p.m. - 12:00 midnight Monday through Sunday	2025 Rate	2026 Rate	HST (Y/N)	\$ change from 2025 to 2026 incl(dec)
Affiliated Youth Groups and Local Schools	\$ 66.89	\$ 68.23	Y	\$ 1.34
Local Adult Groups & Richmond Hill residents	\$ 78.43	\$ 79.99	Y	\$ 1.57
Non Resident/Commercial	\$ 92.04	\$ 93.88	Y	\$ 1.84

Sports Dome Rental Rates - Non-Prime Time - 9:00 a.m. - 5:00 p.m. Monday through Friday and Saturdays 6:00 - 11:00 p.m.	2025 Rate	2026 Rate	HST (Y/N)	\$ change from 2025 to 2026 incl(dec)
Affiliated Youth Groups and Local Schools	\$ 92.27	\$ 94.11	Y	\$ 1.85
Local Adult Groups & Richmond Hill residents	\$ 108.13	\$ 110.29	Y	\$ 2.16
Non Resident/Commercial	\$ 126.86	\$ 129.39	Y	\$ 2.54

Community Services Department
 Schedule "C" - Recreation and Culture Services
 Section "D" - Richmond Green Soccer and Lawn Bowling
 Effective May 1, 2026

Recreation and Culture Services

Sports Dome Rental Rates - Prime Time - 5:00 p.m. - 11:00 p.m. Monday through Friday and 9:00 a.m. - 6:00 p.m. Sunday and Statutory Holidays	2025 Rate	2026 Rate	HST (Y/N)	\$ change from 2025 to 2026 incl(dec)
Affiliated Youth Groups and Local Schools	\$ 184.53	\$ 188.22	Y	\$ 3.69
Local Adult Groups & Richmond Hill residents	\$ 216.25	\$ 220.58	Y	\$ 4.33
Non Resident/Commercial	\$ 253.71	\$ 258.78	Y	\$ 5.07

Sports Dome Rental Rates - Summer	2025 Rate	2026 Rate	HST (Y/N)	\$ change from 2025 to 2026 incl(dec)
Affiliated Youth Groups and Local Schools	\$ 92.21	\$ 94.06	Y	\$ 1.84
Local Adult Groups & Richmond Hill residents	\$ 92.21	\$ 94.06	Y	\$ 1.84
Non Resident/Commercial	\$ 96.82	\$ 98.76	Y	\$ 1.94

Community Services Department
 Schedule "C" - Recreation and Culture Services
 Section "E" - Aquatic Programs , Effective January 1st, 2026

Recreation and Culture Services

Adult Programs	2025 Rate	2026 Rate	\$ change from 2025 to 2026 inc/(dec)	HST(Y/N)
Instructional Lessons (per class)	\$ 12.92	\$ 13.18	\$ 0.26	Y
Adapled Aquatics (per class)	\$ 21.25	\$ 21.68	\$ 0.43	N
Adult Development Drop In Fee	\$ 11.50	\$ 11.73	\$ 0.23	Y
Adult Development Instructional (per class)	\$ 9.35	\$ 9.54	\$ 0.19	Y

Children's Programs	2025 Rate	2026 Rate	\$ change from 2025 to 2026 inc/(dec)	HST(Y/N)
Instructional lessons per class	\$ 12.28	\$ 12.53	\$ 0.26	N
Ranger, Rookie & Star Patrol (per class)	\$ 12.54	\$ 12.79	\$ 0.25	N
Small Group Classes (per class)	\$ 18.94	\$ 19.32	\$ 0.38	N
Swim Assesment	\$ 3.50	\$ 3.57	\$ 0.07	N

Specialty Aquatic Classes	2025 Rate	2026 Rate	\$ change from 2025 to 2026 inc/(dec)	HST(Y/N)
Swimmer Teen (per class)	\$ 12.54	\$ 12.79	\$ 0.25	N
RHLC (per class)	\$ 14.38	\$ 14.67	\$ 0.29	N
Swim Camp	\$ 366.39	\$ 373.72	\$ 7.33	N

Private Lessons	2025 Rate	2026 Rate	\$ change from 2025 to 2026 inc/(dec)	HST(Y/N)
Semi Private (per class)	\$ 29.86	\$ 30.46	\$ 0.60	N
Private (per class)	\$ 39.80	\$ 40.60	\$ 0.80	N for child Y for adult

Community Services Department
Schedule "C" - Recreation and Culture Services
Section "E" - Aquatic Programs , Effective January 1st, 2026

Recreation and Culture Services				
Aquatic Leadership (2024-2025 Activity Fee ONLY)	2025 Rate	2026 Rate	\$ change from 2025 to 2026 inc/(dec)	HST(Y/N)
Examiners	\$ 64.62	\$ 65.91	\$ 1.29	Y
Instructor Recertification	\$ 64.62	\$ 65.91	\$ 1.88	Y
NL Recertification	\$ 67.10	\$ 68.45	\$ 1.34	Y
NLCourse	\$ 202.44	\$ 206.48	\$ 4.05	Y
Assistant Instructor	\$ 120.58	\$ 122.99	\$ 2.41	N
Swim & Lifesaving Instructor	\$ 245.23	\$ 250.14	\$ 4.90	Y
Standard First Aid & CPR-C	\$ 143.37	\$ 146.24	\$ 2.87	Y
Standard First Aid & CPR-C Recertification	\$ 57.35	\$ 58.50	\$ 1.15	Y
Aquatic Supervisor	\$ 74.02	\$ 75.50	\$ 1.48	Y
Bronze Cross	\$ 171.31	\$ 174.74	\$ 3.43	N
Bronze Cross Re-Attempt/Recertification	\$ 43.33	\$ 44.20	\$ 0.87	N
Bronze Star	\$ 102.78	\$ 104.84	\$ 2.06	N
Bronze Star Small Group	\$ 166.07	\$ 169.39	\$ 3.32	N
Bronze Medallion	\$ 171.31	\$ 174.74	\$ 3.43	N
Bronze Medallion Re-Attempt	\$ 43.32	\$ 44.19	\$ 0.87	N
Emergency First Aid	\$ 74.91	\$ 76.41	\$ 1.50	N
NL Instructor	\$ 184.33	\$ 188.02	\$ 3.69	Y
First Aid/CPR Instructor	\$ 184.33	\$ 188.02	\$ 3.69	Y
Aquatic Management Instructor	\$ 184.33	\$ 188.02	\$ 3.69	Y
Instructor Trainer	\$ 222.95	\$ 227.41	\$ 4.46	Y
Sport Coach Level 1	\$ 19.83	\$ 20.23	\$ 0.40	Y
Dual Recertification	\$ 110.40	\$ 112.60	\$ 2.21	Y
Community Official	\$ 22.06	\$ 22.50	\$ 0.44	Y
Officials Courses: Pool, open water emergency response	\$ 19.83	\$ 20.23	\$ 0.40	Y

Community Services Department
 Schedule "C" - Recreation and Culture Services
 Section "E" - Aquatic Programs , Effective January 1st, 2026

Recreation and Culture Services

Swim Admissions	2025 Rate	2026 Rate	\$ change from 2025 to 2026 inc/(dec)	HST(Y/N)
Child Under 3	Free	Free	-	N/A
Child (3-15) single ticket	\$ 3.07	\$ 3.13	\$ 0.06	Y
Child (3-15) 10 tickets	\$ 27.62	\$ 28.18	\$ 0.55	Y
Child Monthly Pass	\$ 22.11	\$ 22.56	\$ 0.44	Y
Adult (16-64) single ticket	\$ 5.12	\$ 5.22	\$ 0.10	Y
Adult (16-64) 10 tickets	\$ 46.09	\$ 46.99	\$ 0.90	Y
Adult Monthly Pass	\$ 36.86	\$ 37.60	\$ 0.74	Y
Senior (65+) single ticket (70% adult rate)	\$ 3.58	\$ 3.65	\$ 0.07	Y
Senior (65+) 10 tickets	\$ 32.26	\$ 32.90	\$ 0.64	Y
Senior Monthly Pass	\$ 25.80	\$ 26.35	\$ 0.55	Y
Family/Group single tickets	\$ 12.44	\$ 12.69	\$ 0.25	Y
Family/Group 10 tickets	\$ 111.99	\$ 114.21	\$ 2.22	Y
Family/Group Monthly Pass	\$ 101.24	\$ 91.37	\$ (9.87)	Y

Family Activity Pass	2025 Rate	2026 Rate	\$ change from 2025 to 2026 inc/(dec)	HST(Y/N)
Family Activity Pass	\$ 42.80	\$ 43.66	\$ 0.86	Y

Wave Swim Admissions	2025 Rate	2026 Rate	\$ change from 2025 to 2026 inc/(dec)	HST(Y/N)
Child Under 3	Free	Free	-	N/A
Child (3-15) single ticket	\$ 7.20	\$ 7.34	\$ 0.14	Y
Adult (16-54) single ticket	\$ 12.04	\$ 12.28	\$ 0.24	Y
Senior (65+) single ticket	\$ 8.43	\$ 8.60	\$ 0.17	Y
Family/Group single tickets	\$ 34.07	\$ 34.75	\$ 0.68	Y
PA Day Swim	\$ 1.99	\$ 1.99	\$ -	Y
Wave Pool Shoe Charm (1)	\$ 3.10	\$ 3.10	\$ -	Y
Wave Pool Shoe Charm (2)	\$ 4.42	\$ 4.42	\$ -	Y

Community Services Department
Schedule "C" - Recreation and Culture Services
Section "F" - General Programs - Adults & Seniors , Effective January 1, 2026

Recreation and Culture Services

Adult Programs	2025 Rate	2026 Rate	\$ change from 2025 to 2026 inc/(dec)	HST(Y/N)
Sewing	\$ 124.12	\$ 126.60	\$ 2.48	Y
Art 1 - Sculpting with Clay	\$ 124.64	\$ 127.13	\$ 2.49	Y
ART 2 - Drawing (all courses) Drawing Sketching & More (not new), Portrait Drawing (not new), Fiber Art Mixed Media Embroidery NEW	\$ 133.78	\$ 136.46	\$ 2.68	Y
ART 3 - Art Mixed Media (6)	\$ 144.47	\$ 147.36	\$ 2.89	Y
ART 4 - Painting in Watercolour/Acrylic/Plein Air	\$ 191.70	\$ 195.54	\$ 3.83	Y
Art 5 - Mosaics for Adults	\$ 112.55	\$ 114.80	\$ 2.25	Y
Dance - Specialized Dance 1 (single) (New Sevallia / Latin)	\$ 103.90	\$ 105.97	\$ 2.08	Y
Dance - Specialized Dance 2 (couple)	\$ 157.22	\$ 160.36	\$ 3.14	Y
Dance - Dance It!, Adult Ballet, Jazz, Latin (45 min)	\$ 85.72	\$ 87.44	\$ 1.71	Y
Dance - Ballroom Dance Event at the door	\$ 13.03	\$ 13.29	\$ 0.26	Y
Dance - Ballroom Dance Event - pre registered	\$ 11.17	\$ 11.39	\$ 0.22	Y
Dance - Line Dance Beginner	\$ 77.55	\$ 79.10	\$ 1.55	Y
Archery (5)	\$ 72.62	\$ 74.07	\$ 1.45	Y
Badminton - Recreational	\$ 50.33	\$ 51.33	\$ 1.01	Y
Basketball / Basketball Advanced	\$ 73.44	\$ 74.91	\$ 1.47	Y
Golf (5) - Indoor	\$ 117.50	\$ 119.85	\$ 2.35	Y
Martial Arts, Self Defence	\$ 117.96	\$ 120.31	\$ 2.36	Y
Pickleball League 8 weeks	\$ 90.25	\$ 92.05	\$ 1.80	Y
Pickleball Lessons 4 - 1 hour classes	\$ 38.76	\$ 39.53	\$ 0.78	Y
Volleyball - Instructional - Intermediate, Advanced, Skills & Play (8)	\$ 76.89	\$ 78.42	\$ 1.54	Y
Volleyball League (8) Individual Registration	\$ 76.89	\$ 78.42	\$ 1.54	Y
Volleyball League - Team	\$ 538.18	\$ 548.94	\$ 10.76	Y

Community Services Department
Schedule "C" - Recreation and Culture Services
Section "F" - General Programs - Adults & Seniors , Effective January 1, 2026

Recreation and Culture Services

Adult Programs (Continue)	2025 Rate	2026 Rate	\$ change from 2025 to 2026 inc/(dec)	HST(Y/N)
Volleyball Tournament - Team Fee	\$ 172.32	\$ 175.76	\$ 3.45	Y
Drop-in Programs (per class)	\$ 5.00	\$ 5.10	\$ 0.10	Y
Sport Tournament	\$19.08-\$38.18	\$19.46-\$38.94	\$0.38-\$0.76	Y
Languages - French, Spanish	\$ 118.35	\$ 120.72	\$ 2.37	Y
Music Instruction 1 Guitar	\$ 110.32	\$ 112.53	\$ 2.21	N
Crochet / Knitting	\$ 93.09	\$ 94.95	\$ 1.86	Y

Adult Virtual Programs (4 Weeks)	2025 Rate	2026 Rate	\$ change from 2025 to 2026 inc/(dec)	HST(Y/N)
Spanish - Virtual	\$ 52.39	\$ 53.43	\$ 1.05	Y

Partnership Adult	2025 Rate	2026 Rate	\$ change from 2025 to 2026 inc/(dec)	HST(Y/N)
Blackmore Tennis League	\$ 137.58	\$ 140.33	\$ 2.75	Y
Beach Volleyball League Team 8 weeks	\$ 551.47	\$ 562.49	\$ 11.03	Y
E3 Public Speaking	\$ 250.00	\$ 255.00	\$ 5.00	Y
RH Pickleball Club League - NEW	\$ 76.48	\$ 78.01	\$ 1.53	Y
Rockstar Music Drumming programs	\$9.43-\$18.89	\$9.62-\$19.27	\$0.19-\$0.38	N

Community Services Department
 Schedule "C" - Recreation and Culture Services
 Section "F" - General Programs - Adults & Seniors , Effective January 1, 2026

Recreation and Culture Services

Older Adult Programs	2025 Rate	2026 Rate	\$ change from 2025 to 2026 inc/(dec)	HST(Y/N)
Art - Drawing Sketching & More	\$ 111.81	\$ 114.04	\$ 2.24	Y
Art - Sculpting in Clay - Adult 55+ 6 classes	\$ 82.59	\$ 84.24	\$ 1.65	Y
Art - Painting in Watercolour Level 1	\$ 160.15	\$ 163.36	\$ 3.20	Y
Art - 55+ Landscape Painting	\$ 150.76	\$ 153.78	\$ 3.02	Y
Art - 55+ Journaling	\$ 61.27	\$ 62.50	\$ 1.23	Y
Bridge (6 classes)	\$ 52.17	\$ 53.21	\$ 1.04	Y
Computers	\$ 111.01	\$ 113.23	\$ 2.22	Y
Craft Workshop	\$5.41 - \$43.26	\$5.52 - \$44.13	\$0.11-\$0.87	Y
DANCE - Intro and Beginner 10 classes	\$ 74.17	\$ 75.65	\$ 1.48	Y
WELLNESS - Group Fitness Classes (8 Classes) includes: Circuit Strength and Fitness, Exercising with Arthritis, Balance Body Workout. NEW: Chair Fitness, Lower Back and You, Walking with Weights, Silver Spinners, Gentle Strength & Stability	\$ 46.07	\$ 46.99	\$ 0.92	Y
WELLNESS - Group Training - 10 classes	\$ 57.56	\$ 58.71	\$ 1.15	Y
WELLNESS - Healing Waters 10 classes	\$ 66.50	\$ 67.83	\$ 1.33	Y

Community Services Department
Schedule "C" - Recreation and Culture Services
Section "F" - General Programs - Adults & Seniors , Effective January 1, 2026

Recreation and Culture Services

Older Adult Programs (Continued)	2025 Rate	2026 Rate	\$ change from 2025 to 2026 inc/(dec)	HST(Y/N)
WELLNESS - Tai Chi	\$ 39.62	\$ 40.41	\$ 0.79	Y
WELLNESS - Weight Training/Osteo Fitness, Bone Health Fitness (12 wks)	\$ 78.72	\$ 80.30	\$ 1.57	Y
WELLNESS - Workshops	\$2.38 - \$17.85	\$2.43 - \$18.21	\$0.05-\$0.36	Y
WELLNESS - Yoga includes: Yoga Level 1, Chair Yoga, Yoga Stretch, Piloga, Mindful Meditation	\$ 44.75	\$ 45.65	\$ 0.90	Y
WELLNESS - Yoga 2 (8 classes)	\$ 55.94	\$ 57.06	\$ 1.12	Y
WELLNESS - Zumba (8 classes)	\$ 56.85	\$ 57.98	\$ 1.14	Y
WELLNESS - Cardio Drumming (8 classes)	\$ 56.85	\$ 57.98	\$ 1.14	Y
Pickleball Lessons (4 classes)	\$ 46.54	\$ 47.47	\$ 0.93	Y
BBQ	\$5.99-\$11.36	\$6.11-\$11.59	\$0.12-\$0.23	Y
Special Events Lunch/Dinner/Themed Events	\$5.41 - \$43.26	\$5.52 - \$44.13	\$0.11-\$0.87	Y
Meal Program	\$5.99-\$14.42	\$6.11-\$14.71	\$0.12-\$0.29	Y
Outtrip	\$59.05 - \$624.57	\$60.23 - \$637.06	\$1.18-\$12.49	Y
Drop In Program (Excluding pickleball)	\$ 1.14	\$ 1.17	\$ 0.02	Y
Drop In Program - 10 visit punch card (Excluding pickleball)	\$ 10.35	\$ 10.56	\$ 0.21	Y
Drop In Pickleball Program	\$ 2.75	\$ 2.80	\$ 0.05	Y
McConaghy Choir - annual fee	\$ 68.89	\$ 70.26	\$ 1.38	Y
McConaghy Choir Concerts	\$5.99-\$11.36	\$6.11-\$11.59	\$0.12-\$0.23	Y
Casino Outtrips	\$3 - \$34.07	\$3.06 - \$34.57	\$0.06-\$0.68	Y
Drop In Wellness	\$ 5.92	\$ 6.04	\$ 0.12	Y
Music	\$ 68.00	\$ 69.36	\$ 1.36	N
Ukulele (8 classes) - Move from Virtual to in person	\$ 64.91	\$ 66.21	\$ 1.30	Y
EducationalWorkshop	\$2.16 - \$21.63	\$2.2 - \$22.06	\$0.04-\$0.43	Y
French/Spanish Language Programs	\$ 94.83	\$ 96.73	\$ 1.90	Y
Lunch and Learn	\$10.82 - \$21.63	\$11.04 - \$22.06	\$0.22-\$0.43	Y
Knitting classes (5 weeks)	\$ 40.78	\$ 41.59	\$ 0.82	Y

Partnership Older Adult	2025 Rate	2026 Rate	\$ change from 2025 to 2026 inc/(dec)	HST(Y/N)
The Blue Marble Academy - Partnership 4 classes	\$ 58.98	\$ 60.16	\$ 1.18	Y

Community Services Department
 Schedule "C" - Recreation and Culture Services
 Section "F" - General Programs - Adults & Seniors , Effective January 1, 2026

Recreation and Culture Services

Older Adult Club Membership	2025 Rate	2026 Rate	\$ change from 2025 to 2026 inc/(dec)	HST(Y/N)
Resident	\$ 30.97	\$ 31.59	\$ 0.62	Y
Non-Resident	\$ 55.76	\$ 56.88	\$ 1.12	Y

Bocce Membership	2025 Rate	2026 Rate	\$ change from 2025 to 2026 inc/(dec)	HST(Y/N)
Annual Membership 3 nights per week				
Resident	\$ 75.47	\$ 76.98	\$ 1.51	Y
Resident 65+	\$ 52.65	\$ 53.71	\$ 1.05	Y
Non-Resident	\$ 113.54	\$ 115.81	\$ 2.27	Y
Special Needs Participants (Seasonal Oct - April)	\$ 26.14	\$ 26.66	\$ 0.52	Y

Programs

Indoor Lawn Bowling * Fee increase on July 1 annual - fee is for Season (Oct -April)	2025 Rate	2026 Rate	\$ change from 2025 to 2026 inc/(dec)	HST(Y/N)
Full Season Membership (October 1 - April 30)	\$ 104.07	\$ 106.15	\$ 2.08	Y
Weekend/Tournament Only/ Half Season Membership	\$ 62.43	\$ 63.68	\$ 1.25	Y
Court Fee per Game Member	\$ 3.54	\$ 3.61	\$ 0.07	Y
Court Fee per Game Non-Member (Guest Fee)	\$ 7.52	\$ 7.67	\$ 0.15	Y
Tournament Drop-In Game Fee	\$ 7.08	\$ 7.22	\$ 0.14	Y

Community Services Department
Schedule "C" - Recreation and Culture Services
Section "G" - General Programs - Children & Youth , Effective January 1, 2026

Recreation and Culture Services

Preschool Programs	2025 Rate	2026 Rate	\$ change from 2025 to 2026 inc/(dec)	HST(Y/N)
PS 1 - Let's Create (8 weeks)	\$ 127.41	\$ 129.96	\$ 2.55	N
PS 2 - Ready Set Preschool (1.25 hours, 8 weeks)	\$ 118.43	\$ 120.80	\$ 2.37	N
PS 3 - Learning Programs (2 hours , 8 weeks) includes: Play and Learn, Little Learners, Alpha Count, Curiosity Club, 123 ABC's, On My Own (2 hrs)	\$ 135.14	\$ 137.84	\$ 2.70	N
PS 4 - On My Own (2.5 hours, 8 weeks)	\$ 163.45	\$ 166.72	\$ 3.27	N
Dance Programs (30 min for 2.5-3 year olds and 45 min for 3-4) includes: Baby Ballerina (30 Min) Preschool Dance (30 Min) Dance and Sing, Hip Hop, Jazz for Preschoolers, Kinderdance, Pre-Primary Dance, Pre-Primary Ballet, Zumba Zoo	\$ 91.38	\$ 93.21	\$ 1.83	N
Dance Parent and Child - Dance with Me, Music and Movement and Spanish Music for Preschoolers, and Babies and Me Music	\$ 97.81	\$ 99.77	\$ 1.96	N
Zumbini	\$ 138.23	\$ 140.99	\$ 2.76	N
Art - Little Artist	\$ 104.72	\$ 106.82	\$ 2.09	N
Art - Cut, Colour, Trace & Paste	\$ 100.75	\$ 102.76	\$ 2.01	N
PS Language - French for Fun	\$ 120.62	\$ 123.03	\$ 2.41	N
PS Sport 1 (45 min) includes: Basketball, My First Sports, First Goal Floor Hockey, PS Be Active, Soccer	\$ 90.14	\$ 91.94	\$ 1.80	N
PS Sport 2 (45 min) Parent Participation includes: My First Sports - parent & Child	\$ 90.14	\$ 91.94	\$ 1.80	N
Drop In Gym/Sports	\$ 2.25	\$ 2.30	\$ 0.04	N
PS Culinary - Littlest Bake Shop Preschoolers in the Kitchen, Cooking 101 - 1 hour each (6 classes)	\$ 93.21	\$ 95.08	\$ 1.86	N
Preschool Workshops (1 hour)	\$ 13.26	\$ 13.52	\$ 0.27	N
Preschool Workshops (1.5 hours)	\$ 17.23	\$ 17.58	\$ 0.34	N
Preschool Workshops (2 hours)	\$ 19.88	\$ 20.28	\$ 0.40	N
Preschool Workshops - Specialty (1.5 hours)	\$ 19.88	\$ 20.28	\$ 0.40	N
Kids Friday Night Out - Drop In	\$ 5.67	\$ 5.78	\$ 0.11	N
PS Craft and Story Time	\$ 84.84	\$ 86.54	\$ 1.70	N

Community Services Department
Schedule "C" - Recreation and Culture Services
Section "G" - General Programs - Children & Youth , Effective January 1, 2026

Recreation and Culture Services

Preschool Partnership	2025 Rate	2026 Rate	\$ change from 2025 to 2026 incl(dec)	HST(Y/N)
Blackmore Tennis	\$ 156.71	\$ 159.84	\$ 3.13	N
Sportsball	\$ 214.47	\$ 218.75	\$ 4.29	N
Young Rembrandts Drawing	\$161.86-\$174.74	\$165.1-\$178.23	\$3.24-\$3.49	N
Playball	166.18 - \$263.99	169.5 - \$269.27	\$3.32-\$5.28	N
Right Vision - Engineering	\$61.51 - \$354.48	\$62.74 - \$361.57	\$1.23-\$7.09	N
Mad Science	\$ 202.32	\$ 206.37	\$ 4.05	N
Rockstar Music	\$203.94 - \$389.07	\$208.02 - \$396.85	\$4.08-\$7.78	N

Children's Programs	2025 Rate	2026 Rate	\$ change from 2025 to 2026 incl(dec)	HST(Y/N)
CH Art 1 - (1 hour) Art a la Carte, Cartooning Adventure	\$ 123.66	\$ 126.13	\$ 2.47	N
CH Art 2 - (1 hour) Drawing/Painting	\$ 131.30	\$ 133.93	\$ 2.63	N
CH Art 3 - (1.5 hours) Art Attack	\$ 127.36	\$ 129.91	\$ 2.55	N
CH Art 4 - (1 hour, Artist Inst) Drawing/Inking and Colouring, Pottery, Fibre Art Mixed Media Embroidery	\$ 137.86	\$ 140.62	\$ 2.76	N
CH Art 5 - Mosaic Art	\$ 123.66	\$ 126.13	\$ 2.47	N
CH Art - 1 Day Workshops	\$ 32.48	\$ 33.13	\$ 0.65	N
CH Sport 1 (45 min) includes: Badminton, Indoor Baseball, Basketball, Dodgeball, Flag Football, Floor Hockey, Speedminton, Spikeball, Table Tennis, Volleyball	\$ 88.82	\$ 90.59	\$ 1.78	N
CH Sport 2 (1 hour) Kickboxing	\$ 157.74	\$ 160.89	\$ 3.15	N
CH Sport 2 (1 hour) Martial Arts	\$ 126.59	\$ 129.12	\$ 2.53	N
CH Sport 3 - Running Programs	\$ 88.82	\$ 90.59	\$ 1.78	N
CH Sport 4 - Specialized Sport - Golf - Indoor	\$ 119.30	\$ 121.69	\$ 2.39	N
Chess	\$ 104.72	\$ 106.82	\$ 2.09	N
Culinary - Cooking 101, Cooking Club (4 classes, 1.5 hours per class)	\$ 96.31	\$ 98.23	\$ 1.93	N
CH Dance Programs includes: Dance, Ballet for Kids, Hip Hop for Kids, Jazz for Kids, Zumber Kids	\$ 94.12	\$ 96.00	\$ 1.88	N
Guitar	\$ 131.99	\$ 134.63	\$ 2.64	N
Sewing	\$ 128.57	\$ 131.14	\$ 2.57	N
Sewing (Hand Sewing)	\$ 96.43	\$ 98.36	\$ 1.93	N
Crochet / Knitting (6 weeks)	\$ 64.70	\$ 65.99	\$ 1.29	N
Music - Ukulele	\$ 117.98	\$ 120.34	\$ 2.36	N
Language - French	\$ 66.28	\$ 67.61	\$ 1.33	N
Drop In Gym Sports	\$ 3.89	\$ 3.97	\$ 0.08	N
Reading Wonders Book Club	\$ 56.42	\$ 57.55	\$ 1.13	N
Little Trekkers 6-9 yrs old (6 Classes)	\$ 70.81	\$ 72.23	\$ 1.42	N

Community Services Department
Schedule "C" - Recreation and Culture Services
Section "G" - General Programs - Children & Youth , Effective January 1, 2026

Recreation and Culture Services

Children's Partnership	2025 Rate	2026 Rate	\$ change from 2025 to 2026 inc/(dec)	HST(Y/N)
Sportball	\$ 214.47	\$ 218.75	\$ 4.29	N
Blackmore Tennis	\$ 186.14	\$ 189.86	\$ 3.72	N
E3 Public Speaking	\$ 257.50	\$ 262.65	\$ 5.15	N
Mad Science	\$ 202.32	\$ 206.37	\$ 4.05	N
Right Vision Inc.	\$240.76 - \$434.31	\$245.58 - \$443	\$4.82-\$8.69	N
Young Rembrants	\$53.41 - \$190.99	\$54.48 - \$194.81	\$1.07-\$3.82	N
Playball	\$ 200.51	\$ 204.52	\$ 4.01	N
Kids Great Minds	\$61.51 - \$442.67	\$62.74 - \$451.52	\$1.23-\$8.85	N
Edutainment Workshop Inc	\$97.11 - \$953.18	\$99.05 - \$972.24	\$1.94-\$19.06	N
Elevation Athletics	\$ 135.96	\$ 138.68	\$ 2.72	N
Rockstar Music	\$ 136.91	\$ 139.65	\$ 2.74	N
The Steam Project	\$307.97 - \$348.01	\$314.13 - \$354.97	\$6.16-\$6.96	N
Tyler Bayley - Public Speaking Program	\$ 141.67	\$ 144.50	\$ 2.83	N
Venom Volleyball	\$206-\$309	\$210.12-\$315.18	\$4.12-\$6.18	N
Ximpact Youth	\$ 367.85	\$ 375.21	\$ 7.36	N

Summer Camp	2025 Rate	2026 Rate	\$ change from 2025 to 2026 inc/(dec)	HST(Y/N)
Before or After Camp (5 days)	\$ 39.61	\$ 40.40	\$ 0.79	N
Sports Camp/Basketball Camp/ Girls Sports /Sports Camp/Camp Strike Zone	\$ 251.05	\$ 256.07	\$ 5.02	N
Kindercamp	\$ 247.88	\$ 252.84	\$ 4.96	N
Playscape Camp Activate	\$ 228.73	\$ 233.30	\$ 4.57	N
Creative Expression Art Camp (2 wks)	\$ 505.35	\$ 515.46	\$ 10.11	N
Creative Expression Dance Camp (2 wks)	\$ 454.82	\$ 463.92	\$ 9.10	N
Back Pack Buddies	\$ 241.00	\$ 245.82	\$ 4.82	N
Camp Pine Ridge	\$ 251.05	\$ 256.07	\$ 5.02	N
Archery Adventure Camp	\$ 245.97	\$ 250.89	\$ 4.92	N
Camp Rock On	\$ 280.76	\$ 286.37	\$ 5.62	N
Late Pick Up Fee	\$ 9.12	\$ 9.30	\$ 0.18	N

Community Services Department
Schedule "C" - Recreation and Culture Services
Section "G" - General Programs - Children & Youth , Effective January 1, 2026

Recreation and Culture Services

Summer Camp Partnership	2025 Rate	2026 Rate	\$ change from 2025 to 2026 inc/(dec)	HST(Y/N)
Mad Science Full Day	\$299.44 - \$364.18	\$305.43 - \$371.46	\$5.99-\$7.28	N
Soccer Program Full Day Richmond Hill Soccer Club	\$ 250.88	\$ 255.90	\$ 5.02	N
Edutainment Workshop Inc	\$97.11 - \$953.18	\$99.05 - \$972.24	\$1.94-\$19.06	N
Kids Great Minds	\$ 451.23	\$ 460.25	\$ 9.02	N
Right Vision Inc	\$347.46 - \$447.54	\$354.41 - \$456.49	\$6.95-\$8.95	N

Family	2025 Rate	2026 Rate	\$ change from 2025 to 2026 inc/(dec)	HST(Y/N)
Badminton, Pickleball (10 weeks)	\$ 60.26	\$ 61.46	\$ 1.21	Y
Family Basketball (8 weeks)	\$ 50.63	\$ 51.65	\$ 1.01	Y
Zumba	\$ 65.22	\$ 66.52	\$ 1.30	Y
Table Tennis (8 weeks)	\$ 38.63	\$ 39.40	\$ 0.77	Y
Group drop in soccer (per family fee)	\$ 9.53	\$ 9.72	\$ 0.19	Y
Family Art Workshop - (1.5 hours)	\$ 17.60	\$ 17.95	\$ 0.35	Y

School Break Programs	2025 Rate	2026 Rate	\$ change from 2025 to 2026 inc/(dec)	HST(Y/N)
School Break program daily - general (4-5 yr olds)	\$ 46.40	\$ 47.32	\$ 0.93	N
School Break program daily - general (6-12 yr olds)	\$ 43.67	\$ 44.54	\$ 0.87	N
Mad Science (Full Day)	\$ 364.18	\$ 371.46	\$ 7.28	N
Film in a Box	\$97.11 - \$953.18	\$99.05 - \$972.24	\$1.94-\$19.06	N
Sportsball (half day)	\$ 229.51	\$ 234.10	\$ 4.59	N
Right Vision Inc	\$ 71.06	\$ 72.48	\$ 2.07	N
Kids Great Minds	\$62.84-\$114.94	\$64.1-\$117.24	\$1.26-\$2.3	N
X Impact Inc.	\$73.57 - \$83.13	\$75.04 - \$84.79	\$1.47-\$1.66	N
Before Camp	\$ 6.80	\$ 6.93	\$ 0.14	N
After Camp	\$ 6.80	\$ 6.93	\$ 0.14	N

Community Services Department
Schedule "C" - Recreation and Culture Services
Section "G" - General Programs - Children & Youth , Effective January 1, 2026

Recreation and Culture Services

Youth Programs	2025 Rate	2026 Rate	\$ change from 2025 to 2026 inc/(dec)	HST(Y/N)
Leadership Junior LIT - Summer Camp	\$ 185.65	\$ 189.37	\$ 3.71	N
Leadership Junior LIT - School Year Program	\$ 111.39	\$ 113.62	\$ 2.23	N
Leadership Senior LIT - Summer Camp	\$ 382.90	\$ 390.56	\$ 7.66	N
Youth Activity Card	\$ 33.79	\$ 34.46	\$ 0.68	N
Drop in activities (without activity card)	\$ 4.38	\$ 4.47	\$ 0.09	N
Sport - Archery and Archery Advanced - 5 weeks	\$ 68.88	\$ 70.25	\$ 1.38	N
Sport - Basketball	\$ 106.05	\$ 108.17	\$ 2.12	N
Sport - Basketball League	\$ 140.36	\$ 143.16	\$ 2.81	N
Sport - Volleyball	\$ 106.05	\$ 108.17	\$ 2.12	N
Sport - Volleyball League Program (pre-teen 11-14 years)	\$ 133.67	\$ 136.34	\$ 2.67	N
Sport - Badminton	\$ 55.88	\$ 57.00	\$ 1.12	N
Sport - Table Tennis	\$ 55.88	\$ 57.00	\$ 1.12	N
Sport - Ultimate Frisbee, Flag Football, Handball, Shuttle Baseball, Spikeball	\$ 88.82	\$ 90.59	\$ 1.78	N
Sport - Mixed Martial Arts, Kickboxing	\$ 157.74	\$ 160.89	\$ 3.15	N
Sport - Girls Self Defence	\$ 126.59	\$ 129.12	\$ 2.53	N
Dance - Ballroom NEW	\$ 78.00	\$ 79.56	\$ 1.56	N
Dance - K-Pop, Hip Hop	\$ 94.12	\$ 96.00	\$ 1.88	N
Dances - Regular	\$ 5.67	\$ 5.78	\$ 0.11	N
Dances - Video	\$ 11.33	\$ 11.56	\$ 0.23	N
Special Events	\$10.82-\$32.45	\$10.82-\$32.45	\$0.32-\$0.95	N
Art 1 - Art Attack	\$ 127.36	\$ 129.91	\$ 2.55	N
Art 2 - Drawing and Illustration	\$ 104.24	\$ 106.32	\$ 2.08	N
Art 3 - Origami	\$ 68.00	\$ 69.36	\$ 1.36	N
Art - Pottery -NEW	\$ 137.86	\$ 140.62	\$ 2.76	N
Art - Experiment in Painting	\$ 131.30	\$ 133.93	\$ 2.63	N
Sewing	\$ 128.57	\$ 131.14	\$ 2.57	N
Public Speaking - (6 classes)	\$ 59.65	\$ 60.85	\$ 1.19	N
Language - French, English	\$ 66.28	\$ 67.61	\$ 1.33	N
Guitar	\$ 118.27	\$ 120.64	\$ 2.37	N
Instructional Babysitting	\$ 72.77	\$ 74.23	\$ 1.46	N
Culinary - Cooking 202 for Teens, Cooking Club 1.5 hours (4 classes)	\$ 96.31	\$ 98.24	\$ 1.93	N
Home Alone (3 Classes, 3 hours per class)	\$ 113.30	\$ 115.57	\$ 2.27	N
Teen After School Program (2.5 hours x 12 classes)	\$ 210.00	\$ 214.20	\$ 4.20	N
Development Workshops	\$ 25.95	\$ 26.46	\$ 0.52	N
Roads and Ropes Camp	\$ 253.95	\$ 259.03	\$ 5.08	N
Teen Camp - Archery, Badminton or Sports Variety	\$ 240.17	\$ 244.98	\$ 4.80	N
Bike Camp	\$ 215.61	\$ 219.92	\$ 4.31	N

Community Services Department
 Schedule "C" - Recreation and Culture Services
 Section "G" - General Programs - Children & Youth , Effective January 1, 2026

Recreation and Culture Services

Youth Partnership	2025 Rate	2026 Rate	\$ change from 2025 to 2026 inc/(dec)	HST(Y/N)
Blackmore Tennis	\$ 210.33	\$ 214.54	\$ 4.21	N
Kids Great Minds (computers)	\$66.34-\$477.49	\$67.67-\$487.04	\$1.33 - \$9.55	N
E3 Public Speaking	\$ 257.50	\$ 262.65	\$ 5.15	N
Elevation Athletics	\$ 135.96	\$ 138.68	\$ 2.72	N
Rockstar Music	\$144.12-\$256.18	\$147-\$261.3	\$2.88 - \$5.12	N
The Steam Project	\$ 348.01	\$ 354.97	\$ 10.14	N
Tyler Bayley	\$ 137.33	\$ 140.08	\$ 4.00	N
Venom Volleyball	\$206-\$1030	\$210.12-\$1050.6	\$4.12-\$20.6	N

Inclusion	2025 Rate	2026 Rate	\$ change from 2025 to 2026 inc/(dec)	HST(Y/N)
45 minute, 8 classes Inclusion Programming such as: On The Move, Cut and Colour, Paint and Play, Sensory Discovery	\$ 46.29	\$ 47.21	\$ 0.93	N
1 hour, 8 classes, Inclusion Program such as: Activities Club, Let's Connect	\$ 96.97	\$ 98.91	\$ 1.94	N
Integration Support Staff - per hour	\$ 20.89	\$ 21.31	\$ 0.42	N
Drop in Program	\$ 10.30	\$ 10.51	\$ 0.21	N
Camp Adaptability - Inclusion Camp	\$ 220.50	\$ 224.91	\$ 4.41	N

Partnership Inclusion	2025 Rate	2026 Rate	\$ change from 2025 to 2026 inc/(dec)	HST(Y/N)
Community Living York South	\$ 154.50	\$ 157.59	\$ 3.09	Y

High Five	2025 Rate	2026 Rate	\$ change from 2025 to 2026 inc/(dec)	HST(Y/N)
High Five Training	\$ 90.64	\$ 92.45	\$ 1.81	N

Community Services Department
 Schedule "C" - Recreation and Culture Services
 Section "H" - Fitness Centres & Programs, Effective January 1, 2026

Recreation and Culture Services

Program Area	2025 Rate	2026 Rate	\$ change from 2025 to 2026 incl/(dec)	HST(Y/N)
Registered Aerobic & Aquafitness class per class (1)	\$ 10.66	\$ 10.87	\$ 0.21	Y
Specialized Fitness Class per class (1)	\$ 12.02	\$ 12.26	\$ 0.24	Y
AquaStretch per class (1)	\$ 8.61	\$ 9.00	\$ 0.39	Y
Zumba per class (1)	\$ 11.75	\$ 12.26	\$ 0.51	Y
Fitness Workshops per class (1)	\$ 27.68	\$ 28.23	\$ 0.55	Y
Yoga/Pilates per class (1)	\$ 12.98	\$ 13.24	\$ 0.26	Y
Family Yoga per class (1)	\$ 8.90	\$ 9.08	\$ 0.18	Y

Fitness Studio Membership	2025 Rate	2026 Rate	\$ change from 2025 to 2026 incl/(dec)	HST(Y/N)
Youth Monthly Pass	\$ 25.15	\$ 25.71	\$ 0.56	Y
Youth One Year	\$ 241.35	\$ 246.88	\$ 5.53	Y
Youth Drop In	\$ 8.98	\$ 7.26	\$ (1.72)	Y
Youth Tickets (10)	\$ 80.81	\$ 65.34	\$ (15.47)	Y
Adult Monthly Pass	\$ 35.93	\$ 36.73	\$ 0.80	Y
Adult One Year	\$ 344.79	\$ 352.54	\$ 7.75	Y
Adult Drop In	\$ 12.82	\$ 10.38	\$ (2.44)	Y
Adult Tickets (10)	\$ 115.44	\$ 93.37	\$ (22.07)	Y
Senior (65+) Monthly Pass	\$ 25.15	\$ 25.71	\$ 0.56	Y
Senior (65+) One Year	\$ 241.35	\$ 246.88	\$ 5.53	Y
Senior (65+) Drop In	\$ 8.98	\$ 7.26	\$ (1.72)	Y
Senior (65+) Tickets (10)	\$ 80.81	\$ 65.34	\$ (15.47)	Y

Community Services Department
 Schedule "C" - Recreation and Culture Services
 Section "H" - Fitness Centres & Programs, Effective January 1, 2026

Recreation and Culture Services

Fitness Class Membership	2025 Rate	2026 Rate	\$ change from 2025 to 2026 inc/(dec)	HST(Y/N)
Youth Monthly Pass	\$ 25.21	\$ 25.71	\$ 0.50	Y
Youth One Year	\$ 242.04	\$ 246.88	\$ 4.84	Y
Youth Tickets (10)	\$ 64.08	\$ 65.34	\$ 1.26	Y
Youth Drop In	\$ 7.12	\$ 7.26	\$ 0.14	Y
Adult Monthly Pass	\$ 36.01	\$ 36.73	\$ 0.72	Y
Adult One Year	\$ 345.63	\$ 352.54	\$ 6.91	Y
Adult Tickets (10)	\$ 91.54	\$ 93.37	\$ 1.83	Y
Adult Drop In	\$ 10.18	\$ 10.38	\$ 0.20	Y
Senior (65+) Monthly Pass	\$ 25.21	\$ 25.71	\$ 0.50	Y
Senior (65+)One Year	\$ 242.04	\$ 246.88	\$ 4.84	Y
Senior (65+) Tickets (10)	\$ 64.08	\$ 65.34	\$ 1.26	Y
Senior (65+) Drop In	\$ 7.12	\$ 7.26	\$ 0.14	Y

FITNESS PLUS MEMBERSHIP	2025 Rate	2026 Rate	\$ change from 2025 to 2026 inc/(dec)	HST(Y/N)
Youth Monthly Pass	\$ 40.98	\$ 41.80	\$ 0.82	Y
Youth One Year	\$ 393.38	\$ 401.25	\$ 7.87	Y
Adult Monthly Pass	\$ 58.55	\$ 59.72	\$ 1.17	Y
Adult One Year	\$ 561.98	\$ 573.22	\$ 11.24	Y
Senior (65+) Monthly Pass	\$ 40.98	\$ 41.80	\$ 0.82	Y
Senior (65+) One Year	\$ 393.38	\$ 401.25	\$ 7.87	Y

Community Services Department
 Schedule "C" - Recreation and Culture Services
 Section "H" - Fitness Centres & Programs, Effective January 1, 2026

Recreation and Culture Services

Personalized Fitness Training				
Private	2025 Rate	2026 Rate	\$ change from 2025 to 2026 inc/(dec)	HST(Y/N)
One Class	\$ 73.58	\$ 75.05	\$ 1.47	Y
Three Classes	\$ 204.84	\$ 208.91	\$ 4.07	Y
Five Classes	\$ 313.76	\$ 320.04	\$ 6.28	Y
Ten Classes	\$ 590.62	\$ 602.48	\$ 11.86	Y

Semi Private (per person)	2025 Rate	2026 Rate	\$ change from 2025 to 2026 inc/(dec)	HST(Y/N)
One Class	\$ 46.53	\$ 47.46	\$ 0.93	Y
Three Classes	\$ 130.30	\$ 132.90	\$ 2.60	Y
Five Classes	\$ 203.01	\$ 207.08	\$ 4.07	Y
Ten Classes	\$ 369.20	\$ 376.55	\$ 7.35	Y

- University/College Students receive 20% discount on membership
- Non Resident Surcharge: 25% added to membership fee

Indoor Track Fees	2025 Rate	2026 Rate	\$ change from 2025 to 2026 inc/(dec)	HST(Y/N)
Youth Monthly Pass	\$ 14.70	\$ 14.70	\$ -	Y
Youth One Year	\$ 143.65	\$ 143.65	\$ -	Y
Youth Tickets (10)	\$ 26.46	\$ 26.46	\$ -	Y
Youth Drop In	\$ 2.94	\$ 2.94	\$ -	Y
Adult Monthly Pass	\$ 20.52	\$ 20.93	\$ 0.41	Y
Adult One Year	\$ 197.01	\$ 200.95	\$ 3.94	Y
Adult Tickets (10)	\$ 36.16	\$ 36.88	\$ 0.72	Y
Adult Drop In	\$ 4.03	\$ 4.11	\$ 0.08	Y
Senior (65+) Monthly Pass	\$ 14.36	\$ 14.65	\$ 0.29	Y
Senior One Year	\$ 137.91	\$ 140.67	\$ 2.76	Y
Senior (65+) Tickets (10)	\$ 25.33	\$ 25.84	\$ 0.51	Y
Senior (65+) Drop In	\$ 2.81	\$ 2.87	\$ 0.06	Y

Community Services Department
Schedule "C" - Recreation and Culture Services
Section "I" - Arts, Culture & Heritage, Effective January 1, 2026

Recreation and Culture Services

Adult Programs	2025 Rate	2026 Rate	\$ change from 2025 to 2026 inc/(dec)	HST(Y/N)
Lectures	\$ 10.03	\$ 10.23	\$ 0.20	Y
Adult Heritage specialty program 8 weeks 2 hours per class	\$ 131.22	\$ 133.85	\$ 2.62	Y
Adult Heritage specialty workshop 1 class 2 hours	\$ 26.73	\$ 27.26	\$ 0.53	Y
Adult Heritage specialty program 4 classes 2 hours per class	\$ 65.45	\$ 66.76	\$ 1.31	Y
Adult Heritage specialty 6 hour workshop	\$ 85.16	\$ 86.86	\$ 1.70	Y
Adult Heritage specialty program 6 classes 2 hours per class	\$ 95.76	\$ 97.67	\$ 1.92	Y
Adult Discovery drop-in	\$ 6.80	\$ 6.94	\$ 0.14	Y
Crafting/Holiday workshop	19.80 - 37.13	20.2 - 37.87	\$0.40-\$0.74	Y
Art/Fine Craft Workshop (6hrs) - Specialized (i.e. textiles, stained glass, etc.)	65.95 - 134.91	67.27 - 137.61	\$1.32-\$2.7	Y
Art Workshop (6 hrs)	\$ 66.95	\$ 68.29	\$ 1.34	Y
Art Series (3 classes)	\$ 78.40	\$ 79.97	\$ 1.57	Y
Art - Open Art Studio Time	\$ 68.22	\$ 69.58	\$ 1.36	Y
Art - Open Art Studio Time - Drop In	\$ 8.60	\$ 8.77	\$ 0.17	Y

Children's Programs	2025 Rate	2026 Rate	\$ change from 2025 to 2026 inc/(dec)	HST(Y/N)
Heritage Workshop 2 hrs	\$ 21.04	\$ 21.46	\$ 0.42	N
Heritage Workshop 3 hrs	\$ 23.82	\$ 24.29	\$ 0.48	N
Holiday Craft Programs - 1 class 2 hours	\$ 21.04	\$ 21.46	\$ 0.42	N
Holiday Craft Programs - discount package 2 hours, 3 classes	\$ 55.70	\$ 56.81	\$ 1.11	N
Specialty 6 classes, 1.5 hours	\$ 80.98	\$ 82.60	\$ 1.62	N
Specialty 6 classes, 2 hours	\$ 105.34	\$ 107.44	\$ 2.11	N
Heritage Workshop 1.5 hours	\$ 16.70	\$ 17.03	\$ 0.33	N
Heritage Program 8 classes, 2 hours	\$ 113.50	\$ 115.77	\$ 2.27	N
Manners Matter for Children (1.25 hours)	\$ 88.34	\$ 90.10	\$ 1.77	N
Manners Matter for Teens (1.25 hours)	\$ 88.34	\$ 90.10	\$ 1.77	Y

Pre-School Programs	2025 Rate	2026 Rate	\$ change from 2025 to 2026 inc/(dec)	HST(Y/N)
Heritage preschool workshop 1 hour, 3 classes	\$ 34.55	\$ 35.24	\$ 0.69	N
Heritage preschool workshop 1 hour, 6 classes	\$ 68.78	\$ 70.16	\$ 1.38	N
Holiday Workshop 1 hour 1 class	\$ 19.08	\$ 19.46	\$ 0.38	N
Holiday Discount Package 3 classes	\$ 48.18	\$ 49.14	\$ 0.96	N
Preschool Workshop 1 hour 1 class	\$ 15.76	\$ 16.08	\$ 0.32	N

Family Programs	2025 Rate	2026 Rate	\$ change from 2025 to 2026 inc/(dec)	HST(Y/N)
Family workshop 1 hour, 1 class	\$ 15.76	\$ 16.08	\$ 0.32	Y
Family Workshop 2 hours, 1 class	\$ 20.61	\$ 21.02	\$ 0.41	Y
Gingerbread Extravaganza 1 class	\$ 41.22	\$ 42.04	\$ 0.82	Y
Family Discovery Drop-in	\$ 6.80	\$ 6.94	\$ 0.14	Y
Guided Heritage Tour, individual person - public registrations	\$ 4.86	\$ 4.96	\$ 0.10	Y

Day Camp (Summer & March Break)	2025 Rate	2026 Rate	\$ change from 2025 to 2026 inc/(dec)	HST(Y/N)
Heritage Camp - 5 days 1/2 day camp 2.5 hours/day	\$ 136.45	\$ 139.18	\$ 2.73	N
Heritage Camp 5 days full day 8 hours	\$ 245.62	\$ 250.54	\$ 4.91	N
Heritage / Archaeological 1 day camp - March Break and summer	45.47 - 51.98	46.38 - 53.02	\$0.91-\$1.04	N
Heritage Camp - 1 day 2.5 hours	\$ 28.60	\$ 29.17	\$ 0.57	N
Full Day Art Workshop - March break	\$ 59.41	\$ 60.60	\$ 1.19	N
Budding Artist Daily Option - March break	\$ 29.71	\$ 30.30	\$ 0.59	N

Community Services Department
Schedule "C" - Recreation and Culture Services
Section "I" - Arts, Culture & Heritage, Effective January 1, 2026

Recreation and Culture Services

Heritage Centre Services (Group/School Visits - per person)	2025 Rate	2026 Rate	\$ change from 2025 to 2026 inc/(dec)	HST(Y/N)
Discovery Tour- up to 20 people	\$ 60.73	\$ 61.94	\$ 1.21	Y for 15 and over; N for under 15
Discovery Tour Only, additional person	\$ 3.04	\$ 3.10	\$ 0.06	Y for 15 and over; N for under 15
Discovery Tour & Activity Package, up to 12 people - 1.5 hours	\$ 92.79	\$ 94.65	\$ 1.86	Y for 15 and over; N for under 15
Discovery Tour & Activity Package, additional person	\$ 7.73	\$ 7.88	\$ 0.15	Y for 15 and over; N for under 15
Discovery Package for 55 Plus up to 12 people - 1.0 hour	\$ 92.79	\$ 94.65	\$ 1.86	Y
Discovery Package for 55Plus, additional person	\$ 7.73	\$ 7.88	\$ 0.15	Y
Discovery Tour & Tea Package (up to 15 people) - 3 hours	\$ 318.84	\$ 325.21	\$ 6.38	Y
Discovery Tour & Tea Package (additional person) - 3 hours	\$ 21.26	\$ 21.68	\$ 0.43	Y
Discovery Package for Schools (up to 20 people) - 1 - 2 hours	\$ 135.96	\$ 138.68	\$ 2.72	Y for 15 and over; N for under 15
Discovery Package for Schools (additional person) - 1 - 2 hours	\$ 6.80	\$ 6.93	\$ 0.14	Y for 15 and over; N for under 15
Discovery Package for Schools (up to 20 people) - 2.5 hours	\$ 147.29	\$ 150.24	\$ 2.95	Y for 15 and over; N for under 15
Discovery Package for Schools (additional person) - 2.5 hours	\$ 7.36	\$ 7.51	\$ 0.15	Y for 15 and over; N for under 15
Discovery Package for Schools (up to 20 people) - 3 hours	\$ 158.62	\$ 161.79	\$ 3.17	Y for 15 and over; N for under 15
Discovery Package for Schools (additional person) - 3 hours	\$ 7.93	\$ 8.09	\$ 0.16	Y for 15 and over; N for under 15
HOP - Heritage Outreach Presentation (up to 20 people) - 1.5 hours	\$ 138.82	\$ 141.59	\$ 2.78	Y
HOP - Heritage Outreach Presentation (up to 50 people) - 1.5 hours	\$ 158.26	\$ 161.42	\$ 3.17	Y
HOP - Heritage Outreach Presentation (up to 100 people) - 1.5 hours	\$ 184.01	\$ 187.69	\$ 3.68	Y
HOP - Heritage Outreach Presentation (up to 150 people) - 1.5 hours	\$ 209.76	\$ 213.95	\$ 4.20	Y
Mileage (Out of City Outreach)	Based on current rate	Based on current rate	\$ -	Y
Virtual HOP – Heritage Outreach Presentation (1 hour)	\$ 110.42	\$ 112.63	\$ 2.21	Y
Events & Teas	2.49 - 62.1	2.54 - 63.34	\$0.05-\$1.24	Y
Gift Shop Items	0.29 - 62.1	0.3 - 63.34	\$0.01-\$1.24	Y
Discovery Kits (per week rental)	\$ 25.49	\$ 26.00	\$ 0.51	Y
Studio Tour Participant Fee	\$ 152.98	\$ 156.04	\$ 3.06	Y
Studio Tour Judging Fee	\$ 36.72	\$ 37.45	\$ 0.73	Y
Studio Tour Art Bus	\$ 20.09	\$ 20.50	\$ 0.40	Y
Patio Furniture Rental	\$ 40.05	\$ 40.85	\$ 0.80	Y

All Occasions Activity Packages	2025 Rate	2026 Rate	\$ change from 2025 to 2026 inc/(dec)	HST(Y/N)
Gardenview Room - Resident (October to April, up to 10 people) - 2 hours	\$ 264.95	\$ 270.25	\$ 5.30	Y
Gardenview Room - Non-Resident (October to April, up to 10 people) - 2 hours	\$ 291.45	\$ 297.28	\$ 5.83	Y
Gardenview Room & Patio - Resident (May to September, up to 10 people) - 2 hours	\$ 302.92	\$ 308.98	\$ 6.06	Y
Gardenview Room & Patio - Non-Resident (May to September, up to 10 people) - 2 hrs	\$ 347.48	\$ 354.43	\$ 6.95	Y
Additional Person	\$ 14.85	\$ 15.15	\$ 0.30	Y

Beverage Packages & Specialty Packages	2025 Rate	2026 Rate	change from 2025 to 2026 inc/(dec)	HST(Y/N)
Tea, Coffee and Lemonade Package (up to 10 people) - 2 hours	\$ 42.08	\$ 42.92	\$ 0.84	Y
Tea, Coffee and Lemonade Package (additional person)	\$ 3.09	\$ 3.15	\$ 0.06	Y
Tea, Coffee and Lemonade Package (additional hour)	\$ 14.85	\$ 15.15	\$ 0.30	Y

Research	2025 Rate	2026 Rate	\$ change from 2025 to 2026 inc/(dec)	HST(Y/N)
Photocopies - Black and White	\$ 0.27	\$ 0.28	\$ 0.01	Y
Photocopies - Colour	\$ 1.08	\$ 1.10	\$ 0.02	Y
Assisted Research – Primary Sources	\$ 27.04	\$ 27.58	\$ 0.54	Y
Corresponding Research - Initial Review	\$ 27.04	\$ 27.58	\$ 0.54	Y
Corresponding Research - Direct Research	\$ 54.08	\$ 55.16	\$ 1.08	Y

Community Services Department
 Schedule "C" - Recreation and Culture Services
 Section "I" - Arts, Culture & Heritage, Effective January 1, 2026

Recreation and Culture Services

Travelling Exhibitions	2025 Rate	2026 Rate	\$ change from 2025 to 2026 inc/(dec)	HST (Y/N)
Exhibition Rental	NEW FEE	\$100/week	N/A	Y

Richmond Hill Cultural Centre (Old Post Office)	2025 Rate	2026 Rate	\$ change from 2025 to 2026 inc/(dec)	HST (Y/N)
Production/Recording Studio Space - Resident/Non-Profit; per hour	NEW FEE	\$ 48.00	N/A	Y
Production/Recording Studio Space - Non-Resident/Commercial; per hour	NEW FEE	\$ 76.00	N/A	Y
Production/Recording Studio Space - Resident/Non-Profit; Half-Day (4 hours)	NEW FEE	\$ 163.20	N/A	Y
Production/Recording Studio Space - Non-Resident/Commercial; Half-Day (4 hours)	NEW FEE	\$ 258.40	N/A	Y
Production/Recording Studio Space - Resident/Non-Profit; Full-Day (8 hours)	NEW FEE	\$ 326.40	N/A	Y
Production/Recording Studio Space - Non-Resident/Commercial; Full-Day (8 hours)	NEW FEE	\$ 516.80	N/A	Y

Community Services Department
 Schedule "C" - Recreation and Culture Services
 Section "J" - Advertising, Sponsorship and Administration Fees, Effective January 1, 2026

Recreation and Culture Services

Advertising Rates					
City Advertising	2025 Rate	HST (Y/N)	2026 Rate	HST (Y/N)	\$ change from 2025 to 2026 incl(dec)
Print Advertising	\$515 - \$5,150	Y	\$525 - \$5,253	Y	\$10-\$103
Facility Advertising	\$154.5 - \$20,600	Y	\$158 - \$21,012	Y	\$3.5-\$412
Community Advertising	\$1,030 - \$51,500	Y	\$1,051 - \$52,530	Y	\$21-\$1,030

Sponsorship Rates					
City Sponsorship	2025 Rate	HST (Y/N)	2026 Rate	HST (Y/N)	\$ change from 2025 to 2026 incl(dec)
Event Sponsorship (Per Event)	\$1,545 - \$36,050	N	\$1,576 - \$36,771	N	\$31-\$721
RHCPA Sponsorship (Per Opportunity)	\$515 - \$51,500	N	\$525 - \$52,530	N	\$10-\$1,030
Program Sponsorship (Per Opportunity)	\$1,545 - \$51,500	N	\$1,576 - \$52,530	N	\$31-\$1,030
Naming Rights (Interior and Exterior, Per Opportunity)	\$5,150 - \$206,000	N	\$5,253 - \$210,120	N	\$103-\$4,120

Entandem Fees (per day) Note: These fees are dictated by federal Tariffs (SOCAN and Re:Sound)	2025 Rates		2026 Rates		2026 Rates		\$ change from 2025 to 2026 incl(dec) Social Without Dancing	\$ change from 2025 to 2026 incl(dec) Social With Dancing	HST(Y/N)
	Without Dancing	Social With Dancing	Without Dancing	Social With Dancing	Without Dancing	Social With Dancing			
Room Capacity: 1-100	\$31.31	\$62.64	\$31.94	\$63.89	\$0.63	\$1.25	Y		
Room Capacity: 101-300	\$45.02	\$90.12	\$45.92	\$91.92	\$0.90	\$1.80	Y		
Room Capacity: 301-500	\$93.95	\$187.91	\$95.83	\$191.67	\$1.88	\$3.76	Y		
Room Capacity: Over 500	\$133.11	\$266.21	\$135.77	\$271.53	\$2.66	\$5.32	Y		

Registration & Facility Booking Fees	2025 Rate	HST (Y/N)	2026 Rate	HST (Y/N)	\$ change from 2025 to 2026 incl(dec)
Non-Resident Fee (per course)	\$ 13.27	Y	\$ 13.54	Y	\$ 0.27
Withdrawal/Refund Administration Fee (per course)	\$ 13.27	Y	\$ 13.54	Y	\$ 0.27
Permit Cancellation Administration Fee (per booking)	\$ 22.12	Y	\$ 22.56	Y	\$ 0.44
Membership Card Replacement Fee	\$ 8.85	Y	\$ 9.03	Y	\$ 0.18
Membership Extension Fee	\$ 13.27	Y	\$ 13.54	Y	\$ 0.27
Duplicate Tax Receipt Fee (per course)	\$ 13.27	Y	\$ 13.54	Y	\$ 0.27
Returned NSF Cheque Fee (per cheque)	\$ 49.50	N	\$ 10.00	N	\$ (39.50)
Security Deposit - Facility Booking	\$200 - \$2,000	Y	\$204 - \$2,040	Y	\$4-\$40
Security Deposit - Picnic Booking	\$50-\$100	Y	\$51-\$12	Y	\$1-\$2
Trademark Consent Application Fee	\$ 2,100.00	Y	\$ 2,142.00	Y	\$ 42.00

Community Services Department
 Schedule "C" - Recreation and Culture Services
 Section "K" - Event Services Fees, Effective January 1, 2026

Recreation and Culture Services

Programs				
Event Services Fees	2025 Rate	2026 Rate	HST (Y/N)	\$ change from 2025 to 2026 inc/(dec)
Event Access Fee	\$10.30 - \$51.50	\$10.50 - \$52.50	Y	\$0.2-\$1.00
Community Festival & Event (Daily Rate - Richmond Green South Park) (Resident/Community Group)	\$ 1,734.68	\$ 1,769.38	Y	\$ 34.69
Community Festival & Event (Daily Rate - Richmond Green South Park) (Non-resident/Commercial)	\$ 2,732.05	\$ 2,786.70	Y	\$ 54.64
Artist (Commercial)	\$57.06 - \$95.18	\$58.20 - \$97.08	Y	\$1.14-\$1.90
Artist (Non-Profit)	\$44.87 - \$74.78	\$45.77 - \$76.28	Y	\$0.9-\$1.50
Food & Beverage / Vendor & Exhibitor (Commercial)	\$133.25 - \$380.72	\$135.92 - \$388.33	Y	\$2.66-\$7.61
Food & Beverage / Vendor & Exhibitor (Non-Profit)	\$104.7 - \$299.13	\$106.79 - \$305.11	Y	\$2.09-\$5.98
Ribfest - per Rib Vendor	\$ 4,644.04	\$ 4,736.92	Y	\$ 92.88
Electrical Installation for Food & Beverage Vendors	\$ 136.40	\$ 139.13	Y	\$ 2.73

Community Services Department
Schedule "C" - Recreation and Culture Services
Section "L" - Birthday Party Packages Fees, Effective January 1, 2026

Recreation and Culture Services

Programs				
Birthday Party Packages	2025 Rate	2026 Rate	HST (Y/N)	\$ change from 2025 to 2026 inc/(dec)
Gymnasium Package (2.0 hour room rental)	\$ 205.81	\$ 209.93	Y	\$ 4.12
Gymnasium Package (2.0 hour gym rental, no room rental)	\$ 223.97	\$ 228.45	Y	\$ 4.48
Leisure Swim/Recreational Skating Package (1.5 hour room rental)	\$ 189.96	\$ 193.76	Y	\$ 3.80
Private Skating Party Package (1.5 hour room rental, 50min ice rental)	\$ 275.47	\$ 280.98	Y	\$ 5.51
Wave Swim Package (1.5 hour room rental)	\$ 268.00	\$ 273.36	Y	\$ 5.36
Craft & Playtime Party Package	\$ 207.20	\$ 211.34	Y	\$ 4.14
Victorian Parlour Party Package	\$ 200.25	\$ 204.25	Y	\$ 4.00
Victorian Tea Party Package	\$ 322.66	\$ 329.11	Y	\$ 6.45
Adventure Party Package	\$ 223.54	\$ 228.01	Y	\$ 4.47
Richmond Green Soccer Party Package (2.0 hour room rental)	\$ 242.14	\$ 246.98	Y	\$ 4.84
Richmond Green Sports Dome Party Package (2.0 hour room rental, 1 hour Quarter Field Rental)	\$ 197.15	\$ 201.10	Y	\$ 3.94
Craft & Playtime Party Package - Additional Child (per person)	\$ 9.91	\$ 10.11	Y	\$ 0.20
Victorian Parlour Party Package - Additional Child (per person)	\$ 8.50	\$ 8.67	Y	\$ 0.17
Victorian Tea Party Package - Additional Child (per person)	\$ 14.57	\$ 14.86	Y	\$ 0.29
Cupcake Party Package (6-8 years old)	\$ 248.17	\$ 253.13	Y	\$ 4.96
Cupcake Party Package (9-14 years old)	\$ 235.17	\$ 239.87	Y	\$ 4.70
Video Game Party Package	\$ 187.51	\$ 191.26	Y	\$ 3.75
Video Game Party Package - Additional child per person	\$ 10.78	\$ 11.00	Y	\$ 0.22
Bonfire Party Package A	\$ 188.13	\$ 191.89	Y	\$ 3.76
Bonfire Party Package B	\$ 207.20	\$ 211.34	Y	\$ 4.14
Theatre Party Package	\$ 207.20	\$ 211.34	Y	\$ 4.14
Additional Invitations (per 10)	\$ 1.67	\$ 1.70	Y	\$ 0.03

Community Services Department
 Schedule "C" - Recreation and Culture Services
 Section "M" - Outdoor Education , Effective January 1, 2026

Recreation and Culture Services

Children's Programs (Outdoor recreation)	2025 Rate	2026 Rate	\$ change from 2025 to 2026 inc/(dec)	HST (Y/N)
1.5 hour program	\$ 18.56	\$ 18.93	\$ 0.37	N
2 hour program	\$ 21.22	\$ 21.65	\$ 0.42	N
3 hour program	\$ 30.48	\$ 31.09	\$ 0.61	N
4 hour program	\$ 39.77	\$ 40.56	\$ 0.80	N
5 hour program	\$ 47.73	\$ 48.69	\$ 0.95	N
3 day, 1 hour program (Archery for children)	\$ 47.38	\$ 48.33	\$ 0.95	N
Bonfires	\$ 6.80	\$ 6.93	\$ 0.14	N

Large Group Program Fees (20+ people) Outdoor Recreation	2025 Rate	2026 Rate	\$ change from 2025 to 2026 inc/(dec)	HST (Y/N)
2 hour program	\$ 11.93	\$ 12.17	\$ 0.24	Y
3 hour program	\$ 15.91	\$ 16.23	\$ 0.32	Y
4 hour program	\$ 18.56	\$ 18.93	\$ 0.37	Y
5 hour program	\$ 21.21	\$ 21.63	\$ 0.42	Y

High and Low Ropes Challenge Course	2025 Rate	2026 Rate	\$ change from 2025 to 2026 inc/(dec)	HST (Y/N)
2 hour program	\$ 30.48	\$ 31.09	\$ 0.61	Y
group booking - 2 hours	\$23.38-\$35.1	\$23.85-\$35.8	\$0.47-\$0.7	Y
group booking - 3 hours	\$29.88-\$44.2	\$30.48-\$45.08	\$0.60-\$0.88	Y
group booking - 4 hours	\$39.6-\$51.87	\$40.39-\$52.91	\$0.79-\$1.04	Y
group booking - 5 hours	\$41.6-\$61.06	\$42.43-\$62.28	\$0.83-\$1.22	Y
group booking - 6 hours	\$46.79-\$70.13	\$47.73-\$71.53	\$0.94-\$1.40	Y
group booking - 7 hours	\$51.87-\$77.8	\$52.91-\$79.36	\$1.04-\$1.56	Y
Large Group Booking (commercial groups; min 35 participants, min 5 hour booking)	10% off regular fee	10% off regular fee	\$ -	Y
Large Group Booking (25+ non-profit or youth serving organization)	\$15.59-\$25.99	\$ 15.90-\$26.51	\$0.31-\$0.52	Y

Sports Dome Programs	2025 Rate	2026 Rate	\$ change from 2025 to 2026 inc/(dec)	HST (Y/N)
Ultimate Frisbee League (team) 8 weeks	\$ 543.84	\$ 554.72	\$ 10.88	Y
Half Day Electives 9:00 a.m. - 12:00 p.m	\$ 12.32	\$ 12.56	\$ 0.25	Y
Full Day Electives 9:00 a.m. - 3:00 p.m.	\$ 18.51	\$ 18.88	\$ 0.37	Y

Community Services Department
 Schedule "C" - Recreation and Culture Services
 Section "N" - Richmond Hill Centre for the Performing Arts, Effective January 1, 2026

Recreation and Culture Services

Program Area - Performances Related Charges				
Community Based (Richmond Hill Not for Profit Organizations) Not applicable on Prime Days (Friday, Saturday, Sunday)	2025 Rate	2026 Rate	\$ change from 2025 to 2026 inc/(dec)	HST (Y/N)
Facility - Per Day Fee (Up to 8 hours)	\$ 1,094.56	\$ 1,116.45	\$ 21.89	Y
Second Performance (Same Day)	\$ 401.34	\$ 409.37	\$ 8.03	Y
No Intermission Fee	\$ 343.99	\$ 350.87	\$ 6.88	Y
No Box Office Use	\$ 619.20	\$ 631.58	\$ 12.38	Y
Overtime per hour (Facility after 8 hours)	\$ 130.86	\$ 133.48	\$ 2.62	Y
Duty Manager - per hour	\$ 46.09	\$ 47.02	\$ 0.92	Y
Bartender	\$ 30.44	\$ 31.05	\$ 0.61	Y
Front of House Ushers - per hour	\$ 24.21	\$ 24.70	\$ 0.48	Y
Stagehands - per hour	\$ 45.11	\$ 46.01	\$ 0.90	Y
Stagehands - overtime (after 8 hours)	\$ 57.65	\$ 58.81	\$ 1.15	Y
Theatre Business Operations Coordinator - flat rate fee	\$ 162.23	\$ 165.47	\$ 3.24	Y
Cleaning Staff - flat rate fee	\$ 216.30	\$ 220.63	\$ 4.33	Y
Piano Tuning	\$ 208.96	\$ 213.14	\$ 4.18	Y
Followspot - flat rate fee	\$ 149.25	\$ 152.23	\$ 2.98	Y
Projector - flat rate fee	\$ 149.25	\$ 152.23	\$ 2.98	Y
Consumables - flat rate fee	\$ 162.23	\$ 165.47	\$ 3.24	Y
Administration - flat rate fee	\$ 162.23	\$ 165.47	\$ 3.24	Y
Livestreaming-flat rate fee per day	\$ 154.50	\$ 157.59	\$ 3.09	Y
C.I.F. - any ticket sold less than \$19.99	\$ 1.50	\$ 1.50	\$ -	Y
C.I.F. - Any ticket sold over \$20.00	\$ 2.00	\$ 2.00	\$ -	Y
Ticket Printing (per ticket printed)	\$ 0.95	\$ 0.97	\$ 0.02	Y
Entandem/Royalties	Entandem's rate	Entandem's rate	\$ -	Y
Credit Card Fees	4.5%	4.5%	0.0%	Y
INTERAC - per transaction	\$ 1.50	\$ 1.50	\$ -	Y
Handling Fee - per ticket	\$ 3.50	\$ 3.50	\$ -	Y
On Line Service Fee - per ticket	\$ 3.50	\$ 3.50	\$ -	Y

Community Services Department
 Schedule "C" - Recreation and Culture Services
 Section "N" - Richmond Hill Centre for the Performing Arts, Effective January 1, 2026

Recreation and Culture Services

Community Based Not for Profit Organizations) Not applicable on Prime Days (Friday, Saturday, Sunday)	2025 Rate	2026 Rate	\$ change from 2025 to 2026 inc/(dec)	HST (Y/N)
Facility Building - Per Day Fee (Up to 8 hours)	\$ 1,444.82	\$ 1,473.72	\$ 28.90	Y
Second Performance (Same Day)	\$ 527.35	\$ 537.90	\$ 10.55	Y
No Intermission Fee	\$ 394.03	\$ 401.92	\$ 7.88	Y
No Box Office Use	\$ 650.16	\$ 663.16	\$ 13.00	Y
Overtime - per hour (Facility after 8 hours)	\$ 140.30	\$ 143.11	\$ 2.81	Y
Duty Manager - per hour	\$ 47.26	\$ 48.21	\$ 0.95	Y
Bartender - per hour	\$ 33.75	\$ 34.43	\$ 0.68	Y
Front of House Ushers - per hour	\$ 25.58	\$ 26.09	\$ 0.51	Y
Stagehands - per hour	\$ 49.51	\$ 50.50	\$ 0.99	Y
Stagehands Overtime (after 8 hours)	\$ 57.65	\$ 58.81	\$ 1.15	Y
Theatre Business Operations Coordinator - Flat Rate Fee	\$ 162.23	\$ 165.47	\$ 3.24	Y
Cleaning Staff - per hour	\$ 216.30	\$ 220.63	\$ 4.33	Y
Piano Tuning	\$ 208.96	\$ 213.14	\$ 4.18	Y
Followspot - Flat Rate Fee	\$ 152.24	\$ 155.29	\$ 3.04	Y
Projector - Flat Rate Fee	\$ 149.25	\$ 152.23	\$ 2.98	Y
Consumables - Flat Rate Fee	\$ 162.23	\$ 165.47	\$ 3.24	Y
Administration - Flat Rate Fee	\$ 162.23	\$ 165.47	\$ 3.24	Y
Livestreaming-flat rate fee per day	\$ 154.50	\$ 157.59	\$ 3.09	Y
C.I.F. - any ticket sold less than \$19.99	\$ 1.50	\$ 1.50	\$ -	Y
C.I.F. - Any ticket sold over \$20.00	\$ 2.00	\$ 2.00	\$ -	Y
Ticket Printing (per ticket printed)	\$ 0.95	\$ 0.97	\$ 0.02	Y
Entandem/Royalties	Entandem's rate	Entandem's rate	\$ -	Y
Credit Card Fees - % of sale amount	4.50%	4.50%	0.00%	Y
INTERAC - per transaction	\$ 1.50	\$ 1.50	\$ -	Y
Handling Fee - per ticket	\$ 3.50	\$ 3.50	\$ -	Y
On Line Service Fee - per ticket	\$ 3.50	\$ 3.50	\$ -	Y

Community Services Department
 Schedule "C" - Recreation and Culture Services
 Section "N" - Richmond Hill Centre for the Performing Arts, Effective January 1, 2026

Recreation and Culture Services

Program Area	2025 Rate	2026 Rate	\$ change from 2025 to 2026 inc/(dec)	HST (Y/N)
Commercial/Private Producer Performance Related Charges Weekdays + Prime Days (Friday, Saturday, Sunday)				
Facility Building - Per Day Fee (Up to 8 hours)	\$ 2,841.11	\$ 2,897.93	\$ 56.82	Y
Second Performance (Same Day)	\$ 664.95	\$ 678.25	\$ 13.30	Y
Rehearsal Rate (no revenue generation)	\$ 1,562.62	\$ 1,593.87	\$ 31.25	Y
Plaza Suite - Flat Rate Fee - 8 hours	\$ 540.75	\$ 551.57	\$ 10.82	Y
No Intermission Fee	\$ 478.21	\$ 487.77	\$ 9.56	Y
No Box Office Use	\$ 675.12	\$ 688.62	\$ 13.50	Y
Overtime per hour (Facility after 8 hours)	\$ 216.72	\$ 221.06	\$ 4.33	Y
Duty Manager - per hour	\$ 56.06	\$ 57.19	\$ 1.12	Y
Bartender - per hour	\$ 34.88	\$ 35.58	\$ 0.70	Y
Front of House Ushers - per hour	\$ 28.02	\$ 28.58	\$ 0.56	Y
Stagehands - per hour	\$ 50.64	\$ 51.65	\$ 1.01	Y
Stagehands Overtime (after 8 hours)	\$ 59.99	\$ 61.19	\$ 1.20	Y
Operations Coordinator - flat rate fee	\$ 162.23	\$ 165.47	\$ 3.24	Y
Cleaning Staff - per hour	\$ 216.30	\$ 220.63	\$ 4.33	Y
Piano Tuning	\$ 238.81	\$ 243.58	\$ 4.78	Y
Followspot - per day	\$ 152.24	\$ 155.29	\$ 3.04	Y
Projector - Flat Rate Fee	\$ 149.25	\$ 152.23	\$ 2.98	Y
Consumables - Flat Rate Fee	\$ 162.23	\$ 165.47	\$ 3.24	Y
Administration - Flat Rate Fee	\$ 162.23	\$ 165.47	\$ 3.24	Y
Livestreaming-flat rate fee per day	\$ 154.50	\$ 157.59	\$ 3.09	Y
C.I.F. - any ticket sold less than \$19.99	\$ 1.50	\$ 1.50	\$ -	Y
C.I.F. - Any ticket sold over \$20.00	\$ 2.00	\$ 2.00	\$ -	Y
Ticket Printing (per ticket printed)	\$ 1.15	\$ 1.18	\$ 0.02	Y
Entandem/Royalties	Entandem's rate	Entandem's rate	\$ -	Y
Commission on Merchandise Sales	NEW FEE	\$ 250.00	\$ -	Y
Credit Card Fees - % of sale amount	4.5%	4.5%	0.0%	Y
INTERAC - per transaction	\$ 1.50	\$ 1.50	\$ -	Y
Handling Fee - per ticket	\$ 3.50	\$ 3.50	\$ -	Y
On Line Service Fee - per ticket	\$ 3.50	\$ 3.50	\$ -	Y

Outdoor Plaza Daily Rental	2025 Rate	2026 Rate	\$ change from 2025 to 2026 inc/(dec)	HST (Y/N)
Events/Meetings - per hour	\$ 243.58	\$ 248.45	\$ 4.87	Y
Stagehands - per hour	\$ 48.39	\$ 49.35	\$ 0.97	Y

Community Services Department
 Schedule "C" - Recreation and Culture Services
 Section "N" - Richmond Hill Centre for the Performing Arts, Effective January 1, 2026

Recreation and Culture Services

Additional Space Charges	2025 Rate	2026 Rate	\$ change from 2025 to 2026 inc/(dec)	HST (Y/N)
Plaza Suite per hour	\$ 88.61	\$ 90.38	\$ 1.77	Y
Green Room per hour	\$ 35.56	\$ 36.27	\$ 0.71	Y
Lobby per hour	\$ 135.03	\$ 137.73	\$ 2.70	Y

Concessions - Front of House	2025 Rate	2026 Rate	\$ change from 2025 to 2026 inc/(dec)	HST (Y/N)
Food and Beverages Range	\$1.03-\$15.45	\$1.05-\$15.76	\$0.02-\$0.31	Y
Ticket Range	\$10.00-\$120.01	\$10.20-\$122.41	\$0.2-\$2.40	Y
The Reel Thing	\$8.24-\$15.45	\$8.40-\$16.08	\$0.16-\$0.63	Y

Visual Art - Main Lobby	2025 Rate	2026 Rate	\$ change from 2025 to 2026 inc/(dec)	HST (Y/N)
Installation	\$ 216.30	\$ 220.63	\$ 4.33	Y

Membership	2025 Rate	2026 Rate	\$ change from 2025 to 2026 inc/(dec)	HST (Y/N)
RHCPA Membership	\$103-\$257.5	\$105.06-\$262.65	\$2.06-\$5.15	Y

Program Area	2025 Rate	2026 Rate	\$ change from 2025 to 2026 inc/(dec)	HST (Y/N)
Summer Camp Theatre Location (10 days)	\$ 603.08	\$ 615.15	\$ 12.06	N
Summer Camp Theatre Location (5 days)	\$ 334.02	\$ 340.70	\$ 6.68	N
Summer Camp Langstaff Location (5 Days)	\$ 230.50	\$ 235.11	\$ 4.61	N
Theatre Class (1 Hour / 8 wks)	\$ 153.27	\$ 156.34	\$ 3.07	N
Theatre Class (3 hours / 8 wks)	\$ 342.40	\$ 349.25	\$ 6.85	N
Theatre Class - Parent and Tot (1 hour/4 weeks)	\$ 76.62	\$ 78.15	\$ 1.53	N
Theatre Class - Junior (1.5 hour/8 weeks)	\$ 166.55	\$ 169.88	\$ 3.33	N
Virtual Theatre Program 3 hours / 10 sessions	\$ 206.29	\$ 210.41	\$ 4.13	N

Community Services Department
Schedule "C" - Recreation and Culture Services
Section "O" - Arena Facility and Service Charges, Effective May 1, 2026 (Facilities), Effective January 1, 2026 (Programs)

Recreation and Culture Services

Facilities	2025 Rate	2026 Rate	HST (Y/N)	\$ change from 2025 to 2026 inc/(dec)
Ice Rental Rates - Non-Prime Time - 6:00 a.m. - 9:00 a.m. Monday through Friday				
Local Minor Hockey, Ringette, Skating and Local Schools	\$ 88.98	\$ 90.76	Y	\$ 1.78
Local Adult & Richmond Hill Residents	\$ 110.82	\$ 113.03	Y	\$ 2.22
Non-Resident /Commercial	\$ 124.77	\$ 127.27	Y	\$ 2.50

Ice Rental Rates - Non-Prime Time - 9:00 a.m. - 5:00 p.m. Monday through Friday	2025 Rate	2026 Rate	HST (Y/N)	\$ change from 2025 to 2026 inc/(dec)
Local Minor Hockey, Ringette, Skating and Local Schools	\$ 137.66	\$ 140.41	Y	\$ 2.75
Local Adult Leagues and Residents	\$ 159.12	\$ 162.31	Y	\$ 3.18
Non- Resident and Commercial	\$ 201.30	\$ 205.33	Y	\$ 4.03

Hockey Trainer- Non-Prime Time Ice Rental	2025 Rate	2026 Rate	HST (Y/N)	\$ change from 2025 to 2026 inc/(dec)
Monday - Friday 6 am - 4 pm	\$ 112.63	\$ 114.88	Y	\$ 2.25
Monday - Friday 4 pm - 5 pm	\$ 130.09	\$ 132.69	Y	\$ 2.60

Ice Rental Rates - Prime Time - 5:00 p.m. - 11:00 p.m. Monday through Friday and 9:00 a.m. - 11:00 p.m. Saturday, Sunday and Statutory Holidays	2025 Rate	2026 Rate	HST (Y/N)	\$ change from 2025 to 2026 inc/(dec)
Local Minor Hockey, Ringette, Skating and Local Schools	\$ 230.88	\$ 235.50	Y	\$ 4.62
Local Adult Leagues and Residents	\$ 323.73	\$ 330.21	Y	\$ 6.47
Non-Resident/Commercial	\$ 385.97	\$ 393.69	Y	\$ 7.72

Ice Rental Rates - Late Night Non-Prime Time - 11:00 p.m. - Midnight Monday through Friday	2025 Rate	2026 Rate	HST (Y/N)	\$ change from 2025 to 2026 inc/(dec)
Local Minor Hockey, Ringette, Skating and Local Schools	\$ 88.98	\$ 90.76	Y	\$ 1.78
Local Adult & Richmond Hill Residents	\$ 110.82	\$ 113.03	Y	\$ 2.22
Non-Resident/Commercial	\$ 124.77	\$ 127.27	Y	\$ 2.50

Community Services Department
Schedule "C" - Recreation and Culture Services
Section "O" - Arena Facility and Service Charges, Effective May 1, 2026 (Facilities), Effective January 1, 2026 (Programs)

Recreation and Culture Services

Arena Floor Rates (Ice Removed - Summer Season)	2025 Rate	2026 Rate	HST (Y/N)	\$ change from 2025 to 2026 inc/(dec)
Minor	\$ 89.03	\$ 90.81	Y	\$ 1.78
Adult	\$ 114.79	\$ 117.09	Y	\$ 2.30
Non-Resident/Commercial	\$ 131.62	\$ 134.26	Y	\$ 2.63

Miscellaneous Items	2025 Rate	2026 Rate	HST (Y/N)	\$ change from 2025 to 2026 inc/(dec)
Arena Operations Staff Fee (per hour)	\$ 38.75	\$ 39.53	Y	\$ 0.78
Overhead Gas Heater (per unit/month)	\$ 23.26	\$ 23.73	Y	\$ 0.47

Programs				
Public Skating Single Visit	2025 Rate	2026 Rate	HST (Y/N)	\$ change from 2025 to 2026 inc/(dec)
PA Day Skate	\$ 1.99	\$ 1.99	Y	\$ -
Preschool Admission (under 3)	Free	Free	N/A	\$ -
Child/Youth Admission (3-15)	\$ 3.07	\$ 3.13	Y	\$ 0.06
Adult Admission (16-64)	\$ 5.12	\$ 5.22	Y	\$ 0.10
Senior Admission (65+)	\$ 3.58	\$ 3.66	Y	\$ 0.07
Family (2 adult/3 child)	\$ 12.44	\$ 12.69	Y	\$ 0.25
Shinny	\$ 7.52	\$ 7.67	Y	\$ 0.88

Public Skating 10-Visit Punch Card	2025 Rate	2026 Rate	HST (Y/N)	\$ change from 2025 to 2026 inc/(dec)
Child/Youth Admission (3-15)	\$ 27.62	\$ 28.18	Y	\$ 0.55
Adult Admission (16-64)	\$ 46.07	\$ 46.99	Y	\$ 0.92
Senior Admission (65+)	\$ 32.26	\$ 32.90	Y	\$ 0.64
Family (2 adult/3 child)	\$ 111.99	\$ 114.23	Y	\$ 2.24
Shinny	\$ 67.68	\$ 69.03	Y	\$ 1.35

Public Skating Pass (6 Month Season September to March)	2025 Rate	2026 Rate	HST (Y/N)	\$ change from 2025 to 2026 inc/(dec)
Preschool Admission (under 3)	Free	Free	N/A	\$ -
Child/Youth Admission (3-15)	\$ 56.58	\$ 57.71	Y	\$ 1.13
Adult Admission (16-64)	\$ 103.28	\$ 105.35	Y	\$ 2.07
Senior Admission (65+)	\$ 72.30	\$ 73.75	Y	\$ 1.45
Family (2 adult/3 child)	\$ 233.58	\$ 238.25	Y	\$ 4.67

Community Services Department
 Schedule "C" - Recreation and Culture Services
 Section "O" - Arena Facility and Service Charges, Effective May 1, 2026 (Facilities), Effective January 1, 2026 (Programs)

Recreation and Culture Services

Skating Programs	2025 Rate	2026 Rate	HST (Y/N)	\$ change from 2025 to 2026 inc/(dec)
Preschool: Come Skate with me (1) per person	\$ 8.23	\$ 8.39	N	\$ 0.16
Preschool: Learn to Play Hockey (1)	\$ 13.91	\$ 14.19	N	\$ 0.28
Power Skating: Children/Youth (1)	\$ 14.45	\$ 14.74	N	\$ 0.29
Power Skating: Children Pre Season Clinic (1)	\$ 22.44	\$ 22.89	N	\$ 0.45
Power Skating: Adult (1)	\$ 12.66	\$ 12.91	Y	\$ 0.25
Learn to Skate: Children/Youth/Family (1)	\$ 13.91	\$ 14.19	N for Child/Y for Youth/ Family	\$ 0.28
Learn to Skate: Children/Youth/Family Small Group (1)	\$ 21.48	\$ 21.91	N for Child/Y for Youth/ Family	\$ 0.43
Learn to Skate Adult (1)	\$ 12.30	\$ 12.55	Y	\$ 0.25
Learn to Skate: Children private (1)	\$ 35.54	\$ 36.78	N	\$ 1.25
Learn to Skate: Children semi-private (1)	\$ 26.65	\$ 27.59	N	\$ 0.94
Adult: Hockey Skills (1)	\$ 11.82	\$ 12.06	Y	\$ 0.24
League: Children/Youth (1)	\$ 23.74	\$ 24.22	N	\$ 0.47
League: Adult (1)	\$ 21.14	\$ 21.56	Y	\$ 0.42
Hockey and Sports Camp (5)	\$ 318.53	\$ 324.90	N	\$ 6.37

Community Services Department
 Schedule "C" - Recreation and Culture Services
 Section "P" - Richmond Hill David Dunlap Observatory , Effective January 1, 2026

Recreation and Culture Services

RHDDO Group/Private/School Bookings	2025 Rate	2026 Rate	\$ change from 2025 to 2026 inc/(dec)	HST (Y/N)
Astronomy Experience Package (up to 20 people)	\$ 315.86	\$ 322.18	\$ 6.32	Y
Astronomy Experience Package (additional person)	\$ 15.79	\$ 16.11	\$ 0.32	Y
Astronomy Package – For Youth Services Groups (up to 20 people)	\$ 233.95	\$ 238.63	\$ 4.68	Y for 15 and over; N for under 15
Astronomy Package – For Youth Services Groups (additional person)	\$ 11.79	\$ 12.03	\$ 0.24	Y for 15 and over; N for under 15
Astronomy Package – Night with the Stars (up to 12 people)	\$ 233.95	\$ 238.63	\$ 4.68	Y for 15 and over; N for under 15
Astronomy Package– Night with the Stars (additional person)	\$ 11.79	\$ 12.03	\$ 0.24	Y for 15 and over; N for under 15
Virtual Astronomy - Presentation for Groups (up to 25 people/one hour)	\$ 112.52	\$ 114.77	\$ 2.25	Y
Virtual Astronomy - Presentation for Groups (additional 25 people)	\$ 27.04	\$ 27.58	\$ 0.54	Y
Virtual Astronomy - Ask and Astronomer – 30 minutes	\$ 32.31	\$ 32.96	\$ 0.65	Y
RHDDO Administration Building Historical Tour (up to 20 people)	\$ 95.17	\$ 97.08	\$ 1.90	Y
RHDDO Administration Building Historical Tour (additional person)	\$ 3.04	\$ 3.10	\$ 0.06	Y
RHDDO Photo Permit (Includes Outdoor, Library and Lobby)	2025 Rate	2026 Rate	\$ change from 2025 to 2026 inc/(dec)	HST (Y/N)
Resident - Pictures Only (2 hours)	\$ 262.84	\$ 268.09	\$ 5.26	Y
Non- Resident - Pictures Only (2 hours)	\$ 379.32	\$ 386.90	\$ 7.59	Y

Commercial Filming	2025 Rate	2026 Rate	\$ change from 2025 to 2026 inc/(dec)	HST (Y/N)
RHDDO Commercial Filming - full site per day	\$ 5,497.23	\$ 5,607.17	\$ 109.94	Y

Community Services Department
 Schedule "C" - Recreation and Culture Services
 Section "P" - Richmond Hill David Dunlap Observatory, Effective January 1, 2026

Recreation and Culture Services

RHDDO Partnership Programs	2025 Rate	2026 Rate	\$ change from 2025 to 2026 inc(dec)	HST (Y/N)
Astronomy Family Night (2 hours)	\$ 16.96	\$ 17.30	\$ 0.34	Y for 15 and over; N for under 15
Astronomy Speaker Night (2 Hours)	\$ 16.96	\$ 17.30	\$ 0.49	Y for 15 and over; N for under 15
Cosmic Detectives (2 hours)	\$ 23.39	\$ 23.86	\$ 0.47	Y for 15 and over; N for under 15
Intro to Astronomy (2 hours x 4 weeks)	\$ 109.00	\$ 111.18	\$ 2.18	Y for 15 and over; N for under 15
Space Fun (1 hour)	\$ 17.30	\$ 17.65	\$ 0.35	N
How to use your telescope (1 hour)	\$ 27.30	\$ 27.84	\$ 0.55	Y
Up in the Sky (1.5 hours)	\$ 16.96	\$ 17.30	\$ 0.34	Y for 15 and over; N for under 15
BYO Binoculars - Star Gazing Parties	\$ -	\$ -	\$ -	
Astro Crafts (2 hours)	\$ 23.39	\$ 23.86	\$ 0.47	N
Planetary Science	\$ 23.39	\$ 23.86	\$ 0.47	Y for 15 and over; N for under 15
Fun with Optics	\$ 36.58	\$ 37.31	\$ 0.73	Y for 15 and over; N for under 15
Out of this World Programs	\$ 26.48	\$ 27.01	\$ 0.53	N
Space Action Programs	\$ 23.41	\$ 23.88	\$ 0.47	N
Sun Fun	\$ 23.41	\$ 23.88	\$ 0.47	N
RHDDO Partner 2 hour Event (Holidays, Special Celestial Events Etc...)	\$ 23.41	\$ 23.88	\$ 0.47	Y for 15 and over; N for under 15
Sungazing	\$ 10.82	\$ 11.03	\$ 0.22	Y for 15 and over; N for under 15
Telescope Drop-In	NEW FEE	\$ 12.00	\$ -	Y
Family Discovery Drop-In	\$ 6.80	\$ 6.94	\$ 0.14	Y
Virtual - Astronomy Speakers Night (1.5 hours) per link	\$ 12.46	\$ 12.71	\$ 0.25	Y for 15 and over; N for under 15
Virtual - Up in the Sky (1.5 hours) per link	\$ 12.46	\$ 12.71	\$ 0.25	Y
Virtual - Special Events - (Eclipse, Mars Oppositions, etc.) - 1.5 hours per link	\$ 12.46	\$ 12.71	\$ 0.25	Y
Virtual - Introduction to Astronomy (4 classes, 2.0 hours each) per person	\$ 107.54	\$ 109.69	\$ 2.15	Y
Virtual - How to Use Your Telescope (2 hours) per person/telescope	\$ 12.46	\$ 12.71	\$ 0.25	Y
Virtual - Ask an Astronomer (1 hour) per link	\$ 12.15	\$ 12.39	\$ 0.24	Y
Virtual - Sunday Sungazing (30 minutes) per link	\$ 6.62	\$ 6.76	\$ 0.13	Y
Virtual - Fun with Optics (2 hours) per person	\$ 31.53	\$ 32.16	\$ 0.63	Y
Virtual - Astro Crafts (2 hours) per person	\$ 16.90	\$ 17.24	\$ 0.34	Y
Virtual - Sun Fun (1.5 hours) per link	\$ 10.77	\$ 10.98	\$ 0.22	N
Virtual - Out of this World (2 hours) link	\$ 12.15	\$ 12.39	\$ 0.24	N
Virtual - Cosmic Detectives, (2 hours) per person	\$ 16.90	\$ 17.24	\$ 0.34	N
Virtual - Holidays at the DDO (2 hours) per link	\$ 22.50	\$ 22.95	\$ 0.45	Y

Specialized Services	2025 Rate	2026 Rate	\$ change from 2025 to 2026 inc(dec)	HST (Y/N)
DDO Telescope Operator (per hour)	At Cost	At Cost	\$ -	Y

Community Services Department
 Schedule "D" - Park Operations & Event Services
 Outdoor Parks Operations Rental, Effective January 1, 2026

Facility Rentals and General Parks Operation Rates			
Fee #	Equipment & Services	2025 Rates + HST	2026 Rates + HST
1	A-Frame Rental & Delivery (per unit/event - up to 2 weeks) *	\$53.58	\$54.65
2	Extra Diamond Dragging - Regular Hours	\$95.82	\$97.74
3	Extra Diamond Dragging - Time and a Half	\$174.96	\$178.46
4	Extra Diamond Dragging - Double Time	\$216.22	\$220.54
5	Folding Table/Chair Rental & Delivery (per event 10 tables and 20 chairs - up to 3 days); (Maximum of 20 tables and 40 chairs)	\$199.64	\$203.63
6	Garbage and Recycling Cans Rental & Delivery (per event/includes 1 garbage and 1 recycling can - up to 3 days)	\$10.35	\$10.56
7	Parks Staff Fee (per hour)	\$42.39	\$44.75
8	Parks Staff Fee (per hour) Time and a half	\$63.59	\$67.15
9	Parks Staff Fee (per hour) Double Time	\$84.78	\$89.54
10	Picnic Table Rental (per event/five tables - up to 3 days) (minimum 5 tables and maximum 20 tables)	\$164.74	\$168.04
11	Port-O-Let hand wash station Rental (per event - up to 3 days)**	\$252.35	\$257.40
12	Port-O-Let Rental (per event - up to 3 days)**	\$230.46	\$235.07
13	Accessible Port-O-Let Rental (per event - up to 3 days)**	\$315.18	\$322.18
14	Event Fencing 12 units delivered (per event - up to 3 days) (minimum 12 units and maximum of 24 units)	\$209.09	\$213.27
15	Parking Lot Barricades 4 units, delivered (per event - up to 3 days)	\$104.55	\$106.64
16	Dedication Plaque, existing location standard	\$582.43	\$594.08
17	Dedication Plaque, existing location premium	\$1,164.87	\$1,188.17
18	Dedication Bench, new location standard	\$1,878.33	\$1,972.25
19	Dedication Bench, new location premium	\$2,940.45	\$3,028.66
20	Dedication Tree	\$474.83	\$484.33
21	Other Service on Request	Cost + 20%	Cost + 20%
22	Damage to Infrastructure	Cost + 20%	Cost + 20%

* A-Frames will only be rented to events that have been approved and permitted by City and based on equipment availability

** Not applicable to Community Events or Festivals

Community Services Department
 Schedule "D" - Park Operations & Event Services
 Outdoor Parks Operations Rental , Effective January 1, 2026

Fee #	Healthy Yard Charges	2025 Rates + HST	2026 Rates + HST
23	Healthy Yards Kit - Large (5 items)	\$30.88	\$31.50
24	Healthy Yards Kit - Small (2 items)	\$12.35	\$12.60
25	Healthy Yards Themed Kit (3 items)	\$18.53	\$18.90
26	Single tree or shrub	\$6.18	\$6.30
27	Healthy Yards Kit - Wildflowers	\$27.19	\$27.73
28	Healthy Yards Rain Barrel	up to \$66.95	up to \$68.30
29	Healthy Yards Composter	up to \$51.50	up to \$52.50
30	Healthy Yards Garden Item	NEW	up to \$25.00

Fee #	Community Allotment Garden Charges	2025 Rates + HST	2026 Rates + HST
31	Adult Plot (per square foot)	\$0.20	\$0.20
32	Seniors Plot (per square foot)	\$0.12	\$0.12
33	Students Plot (per square foot)	\$0.12	\$0.12
34	Garden Access Key Replacement (NEW)	\$4.87	\$4.97

**Community Services Department
Schedule "E" - Community Standards Division**

Licensing and By-Law Services

Fee #	Description of Service	Unit of measurement	2025 Fees	2026 Fees	HST (Y/N)
1	Newspaper Boxes				
1a	(a) Application fee	Per location	\$ 94.00	\$ 96.00	N
1b	(b) Annual license fee	Per box	\$ 38.00	\$ 39.00	N
1c	(c) Return of confiscated newspaper box to license holder	Per box	\$ 122.00	\$ 124.00	N
2	Adult Entertainment Establishments - Body-rub Parlours:				
2a	(a) Body-rub parlour owner's license		\$ 6,106.00	\$ 6,228.00	N
2b	(b) Body-rub parlour operator's license		\$ 1,344.00	\$ 1,371.00	N
2c	(c) Body-rub parlour attendant's license		\$ 366.00	\$ 373.00	N
3	Adult Entertainment Establishments - Adult Entertainment Parlours:				
3a	(a) Adult entertainment parlour owner's license		\$ 6,106.00	\$ 6,228.00	N
3b	(b) Adult entertainment parlour operator's license		\$ 1,344.00	\$ 1,371.00	N
3c	(c) Adult entertainer's license		\$ 366.00	\$ 373.00	N
4	Billiard - Pool - Bagatelle Tables:				
4a	(a) Billiard/Pool Hall License		\$ 366.00	\$ 373.00	N
4b	(b) Recreational billiard area owner	Max 3 tables	\$ 366.00	\$ 373.00	N
5	Horse Riding Establishments				
5a	(a) Horse riding establishment license		\$ 108.00	\$ 110.00	N
6	Refreshment Vehicle:				
6a	(a) Refreshment vehicle owner's license		\$ 371.00	\$ 378.00	N
6b	(b) Refreshment vehicle driver's license		\$ 124.00	\$ 126.00	N
6c	(c) Refreshment cart Operator's license		\$ 101.00	\$ 103.00	N
7	Second Hand Goods				
7a	(a) Second hand goods establishment license fee		\$ 501.00	\$ 511.00	N

**Community Services Department
Schedule "E" - Community Standards Division**

Licensing and By-Law Services

Fee #	Description of Service	Unit of measurement	2025 Fees	2026 Fees	HST (Y/N)
8	General Licensing:				
8a	(a) Amusement arcade license		\$ 337.00	\$ 344.00	N
8b	(b) Bowling alley		\$ 488.00	\$ 498.00	N
8c	(c) Tobacco Retailer License		\$ 419.00	\$ 427.00	N
8d	(d) Fee for any other license issued under Chapter 826		\$ 377.00	\$ 385.00	N
8e	(e) Fee for any license issued under Chapter 826 after designated renewal date		Pro-rate monthly	Pro-rate monthly	N
9	Dog Kennel:				
9a	(a) Kennel license fee		\$ 108.00	\$ 110.00	N
9b	(b) Annual license fee		\$ 34.00	\$ 35.00	N
10	Animal Licensing/Keeping				
10.A	Fees charged by the City for seized and impounded Animals				
10a	(a) for each day or part thereof for the period of impoundment		\$ 52.00	\$ 53.00	N
10.a.i	(i) for the first impoundment in any calendar year		\$ 41.00	\$ 42.00	N
10.a.ii	(ii) for the second impoundment in any calendar year		\$ 74.00	\$ 75.00	N
10.a.iii	(iii) for the third impoundment in any calendar year		\$ 106.00	\$ 108.00	N
10.a.iv	(iv) if any such further fees and charges incurred by the Animal Control Officer for the services of a <i>bona-fide</i> veterinarian		at cost	at cost	N
10.B	Dog License Fees				
10.b.i	(i) dog (unneutered/unspayed)		\$ 55.00	\$ 56.00	N
10.b.ii	(ii) neutered/spayed dog		\$ 29.00	\$ 30.00	N
10.b.iii	(iii) puppies (under 6 months of age)		\$ 21.00	\$ 21.00	N
10.b.iv	(iv) senior's annual license fee		50% of fee	50% of fee	N
10.b.v	(v) replacement of lost license		\$ 5.00	\$ 5.00	N
10.b.vi	(vi) Dangerous Dog Designation		\$ 125.00	\$ 128.00	N
10c	Dangerous Dog Hearing		\$ 276.00	\$ 282.00	N
10.D	Cat License Fees - effective July 1, 2025				
10.d.i	(i) cat (unneutered/unspayed) - effective July 1, 2025 (prorated)		\$ 19.00	\$ 38.00	N
10.d.ii	(ii) neutered/spayed cat - effective July 1, 2025 (prorated)		\$ 10.00	\$ 20.00	N
10.d.iii	(iii) kittens (under 6 months of age) - effective July 1, 2025 (prorated)		\$ 7.00	\$ 14.00	N
10.d.iv	(iv) senior's annual license fee		50% of fee	50% of fee	N
10.d.v	(v) replacement of lost license		\$ 5.00	\$ 5.00	N
10 E	Re-Inspection		\$ 170.00	\$ 173.00	N

**Community Services Department
Schedule "E" - Community Standards Division**

Licensing and By-Law Services

Fee #	Description of Service	Unit of measurement	2025 Fees	2026 Fees	HST (Y/N)
11	Taxi Fees				
11a	(a) Cab broker's license		\$ 236.00	\$ 241.00	N
11b.i	(b) (i) Cab owner's license - original application		\$ 5,810.00	\$ 5,926.00	N
11b.ii	(b) (ii) Cab owner's license		\$ 327.00	\$ 334.00	N
11c	(c) Limousine owner's license		\$ 327.00	\$ 334.00	N
11d	(d) Airport taxi owner's license		\$ 890.00	\$ 908.00	N
11e	(e) Owner/Driver photo identification		\$ 17.00	\$ 17.00	N
11f	(f) Cab driver's license		\$ 91.00	\$ 93.00	N
11g	(g) Limousine driver's license		\$ 91.00	\$ 93.00	N
11.2	Other Applicable Taxi Fees				
11.2a	(a) Transfer of taxicab owner's license fee payable by transferee		\$ 606.00	\$ 618.00	N
11.2b	(b) Driver examination fee (per sitting)		\$ 33.00	\$ 34.00	N
11.2c	(c) Replacement photo identification		\$ 17.00	\$ 17.00	N
11.2d	(d) Replacement plate		\$ 34.00	\$ 35.00	N
11.2e	(e) Replacement broker's license		\$ 34.00	\$ 35.00	N
12	Permit Fees				
12.a	Temporary On-Street Parking Permit fee		\$ 5.00	\$ 5.00	Y
12.b	Temporary On-Street Parking Permit for Driveway Paving		FREE	FREE	n/a
12.c	Lake Wilcox Park P1, P3 & P4 Parking Permits		\$4 per hour	\$4 per hour	Y
12.d	Lake Wilcox Park P2 Parking Permits		\$7 per hour	\$7 per hour	Y
12.e	Lake Wilcox Park Monthly Permit (restricted availability)		\$ 32.00	\$ 33.00	Y
12.f	Lake Wilcox Park Seasonal Canoe Club Parking Permit		\$ 127.00	\$ 130.00	Y

**Community Services Department
Schedule "E" - Community Standards Division**

Licensing and By-Law Services

Fee #	Description of Service	Unit of measurement	2025 Fees	2026 Fees	HST (Y/N)
13	AMPS Administrative Fees				
13.a	MTO Registered Owner Search Fee		\$ 11.00	\$ 11.00	N
13.b	Mall Service of a Parking Penalty Notice		\$ 15.00	\$ 15.00	N
13.c	Late Payment Fee		\$ 27.00	\$ 28.00	N
13.d	Screening Review Non-Appearance Fee		\$ 52.00	\$ 53.00	N
13.e	Hearing Review Non-Appearance Fee		\$ 104.00	\$ 106.00	N
13.f	Returned NSF cheque fee		\$ 49.50	\$ 10.00	N
13.g	Land Registry Title Ownership Search		\$ 32.00	\$ 33.00	N
13.h	Hearing Review Transcription Service		\$8.00 + cost	\$8.20 + cost	Y
13.i	Audio or Video Hearing Review Recording		\$ 38.00	\$ 39.00	Y
13.j	AMPS Plate Denial fees		\$ 21.00	\$ 21.00	N
14	Property-Related Work				
14.a	Grass Cutting		130 + cost	133 + cost	N
14.b	Garbage/Dumping Clean-up		130 + cost	133 + cost	N
14.c	Hazard Tree Removal		130 + cost	133 + cost	N
14.d	Safety Fence Installation		130 + cost	133 + cost	N
14.e	Community Standards Re-Inspection		\$ 107.00	\$ 109.00	Y
14.f	Property Standards Hearing		\$ 343.00	\$ 350.00	N
14.g	Fence By-law Exemption		\$ 565.00	\$ 566.00	N

**Community Services Department
Schedule "E" - Community Standards Division**

Licensing and By-Law Services

Fee #	Description of Service	Unit of measurement	2025 Fees	2026 Fees	HST (Y/N)
15	Noise Bylaw Exemption Permit				
15.a	Construction		\$ 337.00	\$ 344.00	N
15.b	Special Events		\$ 112.00	\$ 114.00	N
16	Sign Retrieval Fees				
16.a	Bag Signs (metal wire staked)		\$ 3.10	\$ 3.20	N
16.b	Wood-staked Portable Signs		\$ 5.20	\$ 5.30	N
16.c	A-Frame Signs (sandwich board and smaller)		\$ 10.30	\$ 10.50	N
16.d	A-Frame Signs (larger than sandwich board)		\$ 27.00	\$ 28.00	N
16.e	Mobile Signs		\$ 53.00	\$ 54.00	N
16.f	Ground Signs		\$ 76.00	\$ 78.00	N

Sign Permit

Fee #	Description of Service	Unit of measurement	2025 Fees	2026 Fees	HST (Y/N)
17	All Signs Permits (unless specified below)		\$ 130.00	\$ 133.00	N
18	Mobile Signs, Portable Signs (21 day permit)		\$ 130.00	\$ 133.00	N
18.a	Portable (Mobile)Signs for charitable or non-profit organizations	for a 14 consecutive day permit	\$ 66.00	\$ 67.00	N
18.b	Ground Signs, Entrance Feature Signs, Menu Board Signs		\$ 274.00	\$ 279.00	N
18.c	Wall Signs, Awning Signs, Canopy Signs, Projecting Signs, Roof Signs		\$ 274.00	\$ 279.00	N
18.d	Subdivision and Condominium development directional ground signs		\$ 330.00	\$ 337.00	N
18.e	Sign package for sales trailers (includes ground signs, flags, A-Board wall signs)	Per sales trailer	\$ 1,316.00	\$ 1,342.00	N
18.f	Development ground signs for model homes		No Permit charge	No Permit charge	n/a
18.g	Lot identification signs		No Permit charge	No Permit charge	n/a
18.h	Mural Signs		\$ 212.00	\$ 216.00	N
18.i	Election Sign Fee		\$ 302.00	\$ 308.00	N
18.j	Development Sign Permit		\$ 302.00	\$ 308.00	N
19	Express Mobile Sign Permit Processing (by the end of the next business day)		\$ 55.00	\$ 56.00	N

**Corporate and Financial Services
Schedule "F" - Financial Services**

Financial Services

Fee #	Description of Service	Unit of measurement	2025 Fees	2026 Fees	HST (Y/N)
1	Photocopies (special requests)	Per page	\$ 0.70	\$ 0.71	Y
2	Response to inquiry re: development charges paid or payable	Per letter	\$ 34.50	\$ 35.00	N
3	Property appraisals for Cash-in-Lieu of Parkland and any other purpose	Each	Cost +20 %	Cost +20 %	N
4	General administration fee (for all site plan & subdivision agreements)	Per unit	\$ 245.00	\$ 250.00	Y
5	Third party collection fee - actual cost billed to debtor		actual cost billed to debtor	actual cost billed to debtor	N
6	New Account Fee	Each	\$ 46.00	\$ 47.00	N
7	Dishonored Payment Fee	Each	\$ 49.50	\$ 10.00	N
8	Electronic payment error	Each	\$ 40.00	\$ 41.00	N
9	Payment refund	Each	\$ 40.00	\$ 41.00	N
10	Bill Reprints	Each	\$ 20.00	\$ 20.00	N
11	Account reconciliation (minimum 1 hour)	Per hour	\$ 45.50	\$ 46.50	N
12	Statement of Taxes	Each	\$ 20.00	\$ 20.00	N
13	Tax certificates	Each	\$ 100.00	\$ 102.00	N
14	Income tax receipts for property tax	Each	\$ 21.50	\$ 22.00	N
15	Tax Ownership Change	Each	\$ 46.00	\$ 47.00	N
16	Mortgage Company Tax Account Administration	Per tax roll per billing	\$ 11.50	\$ 11.75	N
17	Property Tax Overdue Notice	Each	\$ 9.25	\$ 10.00	N
18	Tax Collection Fees - City:				
18a	a) Property Tax Arrears Notice/other collection related Notices	Each	\$ 40.00	\$ 41.00	N
18b	b) Bailiff to deliver Notices	Each visit	Cost +20 %	Cost +20 %	N
18c	c) Title searches for tax arrears collections	per name	\$ 103.00	\$ 105.00	N
18d	d) Execution searches	Each	\$ 27.00	\$ 27.50	N
18e	e) Corporate search	per corporation	Cost +20 %	Cost +20 %	N
18f	f) Notices to interested parties	Each	\$ 40.00	\$ 41.00	N
18g	g) Document registration	Each	\$ 125.00	\$ 128.00	N
18h	h) Preparation of tax arrears certificate	Each	\$ 251.00	\$ 256.00	N
18i	i) Preparation of tax arrears cancellation certificate	Each	\$ 98.00	\$ 100.00	N
18j	j) Preparation and execution of an Extension Agreement	Each	\$ 952.00	\$ 971.00	N
18k	k) Property appraisals and advertising	Each	Cost +20 %	Cost +20 %	Y
18l	l) Tender package for tax Sale	Each	\$ 26.00	\$ 26.50	Y
18m	m) Property Sale by public tender/auction	Each	\$ 2,536.50	\$ 2,587.20	N
18n	n) Distribution of proceeds	Each	\$ 349.00	\$ 356.00	N
18o	o) Any additional costs relating to Tax sale	Each	Cost +20 %	Cost +20 %	N
19a	a) Administration Fee - Transfer to Tax	Each	\$ 46.00	\$ 47.50	N
19b	b) Administration Fee - Transfer to Tax - Multiple rolls	Each	\$ 300.00	\$ 310.00	N
19c	c) Administration Fees - Others	Each	\$ 40.00	\$ 41.00	N

Corporate and Financial Services
Schedule "F" - Financial Services

Financial Services

Fee #	Description of Service	Unit of measurement	2025 Fees	2026 Fees	HST (Y/N)
20	Water Certificate	Each	\$ 20.00	\$ 20.50	N
21	Manual Water Meter Reading Fee	per visit/read	\$ 50.00	\$ 51.00	N
22	Water meter frozen or damaged	Each	Cost +20 %	Cost +20 %	N
23	Water meter and confined space installation (includes exterior below grade installations)		\$ 768.20	\$ 799.00	N
24	High consumption check- residential	Per visit	\$ 103.80	\$ 108.00	N
25	High consumption check - non-residential	Per visit	\$ 126.50	\$ 132.00	N
26	Plumbing not ready/missed appointment - residential	Per visit	\$ 103.80	\$ 108.00	N
27	Plumbing not ready/missed appointment - non- residential	Per visit	\$ 126.50	\$ 132.00	N
28	Service call - residential	Per visit	\$ 103.80	\$ 108.00	N
29	Service call - non residential	Per visit	\$ 126.50	\$ 132.00	N
30	Water meter and installation *				
30a	(a) 5/8" x 3/4" meter	Each	\$ 413.00	\$ 430.00	N
30b	(b) 3/4" meter	Each	\$ 474.00	\$ 493.00	N
30c	(c) 1" meter	Each	\$ 651.00	\$ 677.00	N
30d	(d) 1.5 meter	Each	\$ 2,550.00	\$ 2,652.00	N
30e	(e) 2" meter	Each	\$ 2,975.00	\$ 3,094.00	N
30f	(f) 3" compound meter	Each	\$ 6,941.00	\$ 7,219.00	N
30g	(g) 4" compound meter	Each	\$ 9,008.00	\$ 9,368.00	N
30h	(h) 4" fire service meter	Each	\$ 12,580.00	\$ 13,083.00	N
30i	(i) 6" compound meter	Each	\$ 15,605.00	\$ 16,229.00	N
30j	(j) 6" fire service meter	Each	\$ 20,949.00	\$ 21,787.00	N
30k	(k) 8" compound meter	Each	\$ 19,046.00	\$ 19,808.00	N
30l	(l) 8" fire service meter	Each	\$ 24,008.00	\$ 24,968.00	N
30m	(m) other		cost of installed meter + 20%	cost of installed meter + 20%	N
31a	Meter Testing - 5/8"		\$ 595.00	\$ 619.00	N
31b	Meter Testing - 5/8"		\$ 595.00	\$ 619.00	N
31c	Meter Testing - 3/4"		\$ 673.00	\$ 700.00	N
31d	Meter Testing - 1"		\$ 863.00	\$ 898.00	N
31e	Meter Testing Others		Cost of meter+cost of test +20%	Cost of meter+cost of test +20%	N
32	Meter Tamper Fee		Cost of meter+cost of test +20%	Cost of meter+cost of test +20%	N
33a	a) Non-Compliance - Notice on door	per notice	\$ 40.00	\$ 41.00	N
33b	b) Non-Compliance - Registered Mail	per notice	\$ 40.00	\$ 41.00	N

**Corporate and Financial Services
Schedule "F" - Financial Services**

Financial Services

Fee #	Description of Service	Unit of measurement	2025 Fees	2026 Fees	HST (Y/N)
34	Run Water - Water & Wastewater usage on property		Rate based on prior consumption at the property	Rate based on prior consumption at the property	N
35	Frozen Services Supply - Water & Wastewater usage on property		Rate based on prior consumption at the property	Rate based on prior consumption at the property	N
36	Frozen Services Supply - Administrative Credit		Credit based on metered water consumption at the property	Credit based on metered water consumption at the property	N
37	Residential Dwelling lot temporary water	Per Unit	\$ 137.00	\$ 145.00	N
38	Non Residential lot temporary water	1,000/sq ft	\$ 53.00	\$ 56.00	N
39	Apartment/Condominium/Stacked Townhouse lot temporary water	Per Unit	\$ 63.00	\$ 67.00	N
40	Water and Wastewater rate (annually updated in April) *	Per cubic meter	\$ 5.6215	\$ 5.6215	N
41	Water service only (annually updated in April) *	Per cubic meter	\$ 2.4590	\$ 2.4590	N
42	Water and Wastewater rate flat (annually updated in April) *		combined retail rate based of 1 cubic meter/day	combined retail rate based of 1 cubic meter/day	N
43	Stormwater Management Rate (annually updated in April)*				
43a	(a.1) Residential - Single Family Detached (up to 1 acre)		\$ 16.53	\$ 16.53	N
43a	(a.2) Residential - Semi Detached/Link Home		\$ 18.19	\$ 18.19	N
43a	(a.3) Residential - Row/Town House		\$ 23.15	\$ 23.15	N
43a	(a.4) Residential - 1 acre		\$ 16.53	\$ 16.53	N
43a	(a.5) Residential - up to 10 acres cap (vacant land rate to be charged)		\$ 3.31	\$ 3.31	N
43b	(b) Commercial/Industrial		\$ 31.41	\$ 31.41	N
43c	(c) Institutional		\$ 23.15	\$ 23.15	N
43d	(d) Multi Residential		\$ 28.11	\$ 28.11	N
43e	(e) Vacant Land (up to 10 acres cap)		\$ 3.31	\$ 3.31	N
43f	(f) Farmland (up to 10 acres cap)		\$ 3.31	\$ 3.31	N
43g	(g.1) Golf Courses playing area and cart paths (up to 10 acres cap)		\$ 4.96	\$ 4.96	N
43e	(g.2) Golf Courses (clubhouse, parking, driveway, pro-shop)		\$ 29.76	\$ 29.76	N
44a	Development charges deferral non-refundable application fee	Per development charges deferral application	\$ 1,200.00	\$ 1,224.00	Y
44b	Development charges deferral - Finance and Legal Fees	Per development charges deferral application	1% of value of deferral request max \$10,000	1% of value of deferral request max \$10,000	Y

***Disclaimer:**

Fees associated with water meters and installation and service calls are predominately contracted services, fees are subject to change once new contract become effective.

Water, wastewater and stormwater rates, 2026 fees will be updated when approved by Council. All fees apply to Tax and Water, if applicable

Corporate and Financial Services
Schedule "G" - Office of the Clerk

Office of the Clerk

Fee #	Description of Service	Unit of measurement	2025 Fees	2026 Fees	HST (Y/N)
1	Registration Fee - vital statistics				
1a	Burial permits * (In addition to the Provincial Fee)		\$ 44.00	\$ 45.00	N
1b	Burial permits ** (Holiday and Weekend Fee)		\$ 55.00	\$ 56.00	N
<p>* There will be no charges for stillbirths and/or neonatal deaths and the City of Richmond Hill reserves the right to waive burial fees in special circumstances ** Subject to the Province allowing the City of Richmond Hill to continue providing electronically</p>					

Fee #	Description of Service	Unit of measurement	2025 Fees	2026 Fees	HST (Y/N)
2	Marriage Licences		\$ 175.00	\$ 179.00	N
3	Civil marriage solemnization services fee- does not include the cost of the licence		\$ 386.00	\$ 394.00	Y
3a	a) Witness	Per Witness	\$ 35.00	\$ 36.00	Y
3b	b) Cancellation (For weddings cancelled 60 or more days prior to the scheduled date)		Chg in format	\$ 200.00	Y
3c	c) Cancellation Fee (For weddings cancelled between 30-59 days prior to the scheduled date)		Chg in format	\$ 300.00	Y
3d	d) Cancellation Fee (For weddings cancelled less than 30 days prior to the scheduled date)		Chg in format	\$ 394.00	Y
3e	e) Rescheduling Fee (For weddings that are rescheduled 30 or more days in advance of the scheduled date)		Chg in format	\$ 100.00	Y
3f	f) Rescheduling Fee (For wedding that are rescheduled less than 30 days in advance of the scheduled date)		Chg in format	\$ 300.00	Y
4	Marriage video recording / Livestream		NEW	\$ 75.00	Y
5	Municipal Clearances - liquor licence	Per Clearance	\$ 103.00	\$ 105.00	N
6	Municipal Clearances - Raffles	Per Letter	NEW	\$ 30.00	N
7	Counter Certifications/commissioning documents:				
7a	a) First copy /document		\$ 31.00	\$ 32.00	Y
7b	b) Each additional copy/document		\$ 6.49	\$ 6.60	Y
8	Certification of copy of passport		\$ 42.00	\$ 43.00	Y
9	Photocopies (per page)		\$ 0.70	\$ 0.71	Y
10	Appeals to the Ontario Municipal Board Administration Fee (does not include fee payable to the Board)		\$ 351.00	\$ 358.00	N
11	City of Richmond Hill Ward/Disks/Maps				
11a	a) Digital CD or USB - City wide (including Councillor names, telephone numbers, ward and subdivisions)		\$ 17.75	\$ 18.07	Y
11b	b) Hard Copy - (including Councillor names, telephone numbers and ward and subdivisions)		\$ 38.55	\$ 39.30	Y
11c	c) Digital CD or USB - Individual Ward subdivisions (including Ward polling stations, when available) [Fee not applicable during a regular election or by-election - see Election fees]		\$ 17.75	\$ 18.07	Y
11d	d) Hard Copy - Individual Ward subdivisions (including Ward polling stations, when available) [Fee not applicable during a regular election or by-election - see Election fees]		\$ 18.95	\$ 19.30	Y
12	Audio or Video Recordings of Committee of the Whole and/or Council Meetings		\$ 38.25	\$ 39.00	Y

**Corporate and Financial Services
Schedule "G" - Office of the Clerk**

Office of the Clerk

Fee #	Description of Service	Unit of measurement	2025 Fees	2026 Fees	HST (Y/N)
13	Routine Disclosure of Records - Buildings and Plans				
13a	a) Base fee, which includes search time, any offsite record retrieval fee, and copies of either up to 50 small pages (maximum 11" x 17" paper size) or five large format drawings/plans (larger than 11" x 17" paper size). Expected delivery time is within ten to twenty business days.	Per Request. (Each request shall be for a single property address only)	\$ 63.35	\$ 64.60	Y
13b	b) Rush Service - Expected delivery time is reduced to five to ten business days (availability of rush service at staff discretion)	Per Request	\$ 42.00	\$ 43.00	Y
13c	c) Additional photocopies per page (up to 11" x 17" paper size)	Per Request	\$ 0.70	\$ 0.71	Y
13d	d) Additional photocopies per large format drawings/plans (larger than 11" x 17" paper size)	Per Request	\$10 per sheet minimum, \$1.25 per square foot	\$10 per sheet minimum, \$1.25 per square foot	Y
14	Request for Routine Disclosure of Records - Other				
14a	a) Base fee, which includes search time, any offsite record retrieval fee, and copies of either up to 50 small pages (maximum 11" x 17" paper size) or five large format drawings/plans (larger than 11" x 17" paper size). Expected delivery time is within ten to twenty business days.	Per Request	\$ 63.35	\$ 64.60	Y
14b	b) Rush Service - Expected delivery time is reduced to five to ten business days (availability of rush service at staff discretion)	Per Request	\$ 42.00	\$ 43.00	Y
14c	c) Additional photocopies per page (up to 11" x 17" paper size)	Per Request	\$ 0.70	\$ 0.71	Y
14d	d) Additional photocopies per large format drawings/plans (larger than 11" x 17" paper size)	Per Request	\$10 per sheet minimum, \$1.25 per square foot	\$10 per sheet minimum, \$1.25 per square foot	Y
15	Request for Routine Disclosure of Records - Environmental assessment compliance search fee	Per Request. (Each request shall be for a single property address only)	\$ 173.30	\$ 176.80	Y
16	Request for Routine Disclosure of Records - Building Permit Report (Per Month)	Per monthly report	\$ 63.35	\$ 64.60	Y
17	Statutory Meeting Notice Fee (Heritage, Planning and Development Applications only, payable by Applicant)	Per Notice Mailed	\$ 3.60	\$ 4.00	Y

Corporate and Financial Services
Schedule "G" - Office of the Clerk

Office of the Clerk

ELECTIONS					
Fee #	Description of Service	Unit of measurement	2025 Fees	2026 Fees	HST (Y/N)
18a	a) Election Fees - paper/hard copies of voters lists provided to a Certified Candidate for the Office to which the list pertains	1st Copy	no charge	no charge	N
18b	b) Election Fees - paper/hard copies of voters lists provided to a Certified Candidate for the Office to which the list pertains	Each Additional Copy	\$ 22.70	\$ 23.20	N
19	Election Fees - paper/hard copies of voters lists provided to anyone other than a Certified Candidate	Per Copy	\$ 22.70	\$ 23.20	N
20	Election Fees - electronic voters lists provided to a Certified Candidate for the Office to which the list pertains on CD-ROM or USB	Per Copy	\$ 17.10	\$ 17.40	N
21	Election - electronic voters lists provided to anyone other than a Certified Candidate on CD-ROM or USB	Per Copy	\$ 17.10	\$ 17.40	N
22a	a) Election Fees - paper/hard copies of ward maps provided to Registered/Certified Candidates for the Office to which the map pertains	1st Copy	no charge	no charge	N
22b	b) Election Fees - paper/hard copies of ward maps provided to Registered/Certified Candidates for the Office to which the map pertains	Each Additional Copy	\$ 22.70	\$ 23.20	Y
23	Election Fees - paper/hard copies of ward maps provided to anyone other than a Registered/Certified Candidate	Per Copy	\$ 22.70	\$ 23.20	Y
24	Election Fees - electronic copies of ward maps provided on CD-ROM or USB	Per Copy	\$ 17.10	\$ 17.40	Y
25a	a) Election Fees - paper/hard copy of a street index provided to a Registered/Certified Candidate	1st Copy	no charge	no charge	N
25b	b) Election Fees - paper/hard copy of a street index provided to a Registered/Certified Candidate	Each Additional Copy	\$ 22.70	\$ 23.20	Y
26	Election Fees - paper/hard copy of a street index provided to anyone other than a Registered/Certified Candidate	Per Copy	\$ 22.70	\$ 23.20	Y
27	Election Fees - electronic copy of a street index provided on CD-ROM or USB	Per Copy	\$ 17.10	\$ 17.40	Y

Office of the City Manager
 Schedule "H" - Legal Division Services and Economic Development & Richmond Hill Centre

Legal Services

Fee #	Description of Service	Unit of measurement	2025 Fees	2026 Fees	HST (Y/N)
1	Consent to transfer or charge lands subject to s.118 or s.119 Land Titles Act restrictions or any other restrictions under the Land Titles Act, as amended	Per consent	\$ 200.00	\$ 204.00	Y
2	Review and approval of s.118 or s.119 restrictions or modifications thereto under the Land Titles Act, as amended	Per document	\$ 200.00	\$ 204.00	Y
3	Release or consent to deletion of s.118 or s.119 restrictions under the Land Titles act, as amended	Per release or consent	\$ 200.00	\$ 204.00	Y
4	Release application fee (any agreement)		\$ 134.00	\$ 137.00	Y
5	Pre-registration foundation permit agreement:		\$ 1,307.00	\$ 1,333.00	Y
5a	a) each addendum to agreement		\$ 324.00	\$ 330.00	Y
6	Fee for final approval of draft plan:				
6a	a) for draft plan of subdivision		\$ 1,438.00	\$ 1,467.00	Y
6b	b) for draft plan of condominium		\$ 1,045.00	\$ 1,066.00	Y
7	Development and/or Servicing Agreements (other than subdivision and condominium agreements), (payable prior to commencement of preparation of Development and/or Servicing Agreements)		\$ 7,840.00	\$ 7,997.00	Y
8	Preparation fee for subdivision agreement (payable prior to commencement of preparation of subdivision agreement)		\$ 10,456.00	\$ 10,665.00	Y
8a	a) each additional draft Mplan included in the subdivision agreement (payable prior to commencement of preparation of subdivision agreement)		\$ 10,456.00	\$ 10,665.00	Y
9	Agreement preparation fee - other matters				
9a	a) encroachment agreement		\$ 1,072.00	\$ 1,093.00	Y
9b	b) condominium agreement		\$ 1,072.00	\$ 1,093.00	Y
9c	c) assumption agreement		\$ 334.00	\$ 341.00	Y
9d	d) miscellaneous agreement		\$ 1,072.00	\$ 1,093.00	Y
9e	e) amendments to agreements		\$ 804.00	\$ 820.00	Y
9f	f) cash-in-lieu agreement		\$ 334.00	\$ 341.00	Y
10	Right of entry subdivision agreement -request for release of right of entry in favour of the City of Richmond Hill provided for in a subdivision agreement which may have expired		\$ 134.00	\$ 137.00	Y
11	Transfer of land or easement and release of easements for a transfer of land or an easement from the City of Richmond Hill where valuable consideration is not being received or for an easement held by the City of Richmond Hill		\$ 670.00	\$ 683.00	Y
12	Non refundable application fee for processing Land Purchase Expression of Interest per application, per property		\$ 653.00	\$ 666.00	Y
13	Teraview charges with respect to the registrations of the Orders to Comply and Certificates of Compliance				
13a	a) Statutory Fee		\$ 72.80	\$ 72.80	N
13b	b) ELSRA Fee (fees incurred under the authority of the Electronic Land Registration Services Act.)		\$ 12.20	\$ 12.20	Y
14	Trademark Consent Document Review Fee		\$ 670.00	\$ 683.00	Y
15	Legal Disbursements - In addition to any fees or other amounts paid or payable, an additional amount representing such disbursements as incurred by the City of Richmond Hill.		Disbursement Cost	Disbursement Cost	Y (if applicable)
16	Development charges deferral non-refundable application fee	Per deferral application	\$ 1,236.00	\$ 1,260.70	Y
17	Development charges deferral agreement non-refundable application fee*	Per deferral application	10% of the value of the deferral request for up to a maximum of \$10,000	10% of the value of the deferral request for up to a maximum of \$10,000	N

* In instances where costs incurred by the City to prepare, execute, register and administer a deferral agreement exceeds the fee structure set out above, such fees shall be separately quantified and invoiced to the applicant;
 The applicant agrees to pay all costs, and expenses in connection with legal costs incurred by the City in the event that it takes any legal action in response to any event of default, or as it may otherwise take to enforce the City's rights under this Agreement.

Office of the City Manager
Schedule "H" - Legal Division Services and Economic Development & Richmond Hill Centre
Economic Development & Richmond Hill Centre

Fee#	Description of Service	Unit of measurement	2025 Fees	2026 Fees	HST (Y/N)
18	Economic Development including Small Business Enterprise Centre				
18a	a) seminars	Range	\$40.00-\$50.00	\$40.00-\$50.00	Y
18b	b) workshops	Range	\$40.00-\$50.00	\$40.00-\$50.00	Y
18c.i	c.i) business forum	Range/attendee	\$20.00-\$100.00	\$20.00-\$100.00	Y
18c.ii	c.ii) business forum	Range per exhibitor	\$100.00-\$500.00	\$100.00-\$500.00	Y
18d.i	d.i) training sessions	Per exhibitor	\$200.00-\$1000.00	\$200.00-\$1000.00	Y
18d.ii	d.ii) training sessions	Per attendee	Chg in format	\$200.00-\$1000.00	Y

Footnotes

- 1 For all above fees where Council has authorized the retention of consultants to review an application, or the City has incurred other expenditures to review/process an application, the cost of the consultant and/or additional expenditure, as the case may be, shall be paid by the applicant in addition to the processing and other related fees.
- 2 The City will from time to time sell or resell various promotional items at an appropriate price determined by management.

Infrastructure & Engineering Services
Schedule "I" -Infrastructure Planning & Development Engineering

	Description of Service	Unit of measurement	2025 Fees	2026 Fees	HST (Y/N)
1	Municipal Works associated with Subdivisions, Site Plans, Site Alterations, Grading/Serviceing Agreements, Development Agreements				
1.i	(i) Engineering Review and Inspection Fee	value of the engineering works			Y
	For initial value of works	up to \$1,000,000	13.10%	13.10%	Y
	For remaining value of works	over \$1,000,000 up to \$2,500,000	11.20%	11.20%	Y
	For remaining value of works	over \$2,500,000 up to \$5,000,000	9.20%	9.20%	Y
	For remaining value of works	beyond \$5,000,000+	7.38%	7.38%	Y
2	Subdivisions				
2.i	Grading/Serviceing Agreement	per agreement	\$ 5,354	\$ 5,461	Y
1.iii	(iii) Site Alteration Permit (pre-grading, pre-serviceing)	per permit	\$ 5,354	\$ 5,461	N
3	Site Plan				
3.i	Engineering Review and Inspection Fee for Site Works:				
		base fee	\$ 14,993	\$ 15,293	Y
	Residential	in addition, per unit	\$ 857	\$ 874	Y
	Non Residential	in addition, per square metre (GFA)	\$ 8.57	\$ 8.74	Y
		up to a maximum fee	\$ 401,577	\$ 409,609	Y
3.ii	Grading/Serviceing Agreement	per agreement	\$ 5,354	\$ 5,461	Y
3.iii	Site Alteration Permit (pre-grading/pre-serviceing)	per permit	\$ 5,354	\$ 5,461	N
3.iv	Siter Alteration Permit (Shoring/tiebacks)	per permit	\$ 5,354	\$ 5,461	N
4	Site Alteration				
4.i	Site Alteration Permit - Multi-unit Development (10 units or less)	per permit			
		base fee	\$ 12,850	\$ 13,107	N
		in addition, per residential unit	\$ 1,071	\$ 1,093	N
4.ia	Site Alteration Permit - Multi-residential Minor (4 units or less)	per residential unit	\$ 1,071	\$ 1,093	N
4.ii	Site Alteration Permit - Single Residential Lot - New Construction	per permit	\$ 1,071	\$ 1,093	N
4.iii	Site Alteration Permit - Singer Residential Lot under Site Plan Control - New Construction	per permit	\$ 1,607	\$ 1,639	N
4.iv	Site Alteration Permit - Single Residential Lot - Addition to Existing	per permit	\$ 643	\$ 656	N
4.v	Site Alteration Permit - Simming Pool	per permit	\$ 643	\$ 656	N
4.vi	Site Alteration Permit - Landscape	per permit	\$ 643	\$ 656	N
4.vii	Site Alteration Permit - Fill	per permit	\$ 643	\$ 656	N
4.viii	Site Alteration Permit - Miscellaneous	per permit	\$ 643	\$ 656	N
4.x	Grading/Serviceing Agreement	per agreement (fee dependent on complexity of agreement)	\$ 1,057 - \$5,354	\$ 1,078 - \$5,461	Y
4.xi	Grading Complaint Inspection Fee	per inspection	\$ 214	\$ 219	Y
4.xii	Grading Complaint Re-Inspection Fee - 4th visit and beyond	per inspection	\$ 214	\$ 219	Y
5	Consent				
5.i	Engineering Review	per application	\$ 1,071	\$ 1,093	Y
5.ii	Grading/Serviceing Agreement	per agreement (fee dependent on	\$ 1,057 - \$5,354	\$ 1,078 - \$5,461	Y
6	Traffic Count Data Fee				
6.i	Intersection turning movement counts, traffic signal timing plans and collision data	per count	\$ 102	\$ 104	Y
6.ii	traffic signal timing plans, collision data	per count	\$ 52	\$ 53	Y
6.iii	Daily traffic volumes	per count	\$ 125	\$ 127	Y
6.iii	Traffic forecast for noise studies	per street segment (between	\$ 125	\$ 127	Y
7	Other				
7.i	Development/Serviceing Agreement	per agreement	\$ 5,354	\$ 5,461	Y
7.ii	Copies of drawings - \$10 per sheet minimum	per square ft	\$ 1.29	\$ 1.32	Y
7.iii	Survey layout near lot catch basin (for infill development)	per survey	\$ 832	\$ 848	Y

Infrastructure & Engineering Services
Schedule "J" - Infrastructure Delivery - Rates Effective January 1, 2026

Infrastructure Delivery

Fee #	Description of Service	Unit of Measurement	2025 Fees	2026 Fees	HST (Y/N)
1	Copies of drawings - \$10.00 per sheet minimum*	Per sq. ft	\$ 1.29	\$ 1.32	Y
2	Survey layout rear lot catch basin (for infill development)	Per project	\$ 831.82	\$ 848.60	Y
3	Environment & Infrastructure Services Disbursement Fees				
3a	a) anti-tampering devices for hydrants	Per Item	\$ 196.32	\$ 200.20	Y
3b	b) anti-tampering devices for valve chambers	Per Item	\$ 97.64	\$ 99.60	Y
3c	c) placing of hydrant bag		\$ 78.80	\$ 80.40	Y
3d	d) TV inspection of sanitary sewer	linear meter	\$ 3.09	\$ 3.15	Y
3e	e) TV inspection of storm sewer	linear meter	\$ 3.09	\$ 3.15	Y
3f	f) TV inspection of foundation drains	linear meter	\$ 3.09	\$ 3.15	Y
3g	g) TV inspection from mainline to rear lot catch basin	per meter	\$ 54.00	\$ 55.00	Y
4	Subdivision and Site Plan - Re-inspection Fee - 4th visit & beyond	Per Day	\$ 617.90	\$ 630.30	Y
5	Administration of the design, tender and construction of Engineering capital projects undertaken for third parties				
5a	a) Design		6% of total works	6% of total works	Y
5b	b) Supervision		6% of total works	6% of total works	Y
5c	c) Administration		6% of total works	6% of total works	Y

Planning & Building Services Department

Schedule "K" - Development-Planning

Section A - Official Plan Amendment pursuant to Section 22 of the Planning Act)

Fee#	Description of Service	2025 Fees	2026 Fees
1	Major Official Plan Amendment Application Fee (see Footnotes 1-2)	\$ 68,897.00	\$ 70,275.00
2	Minor Official Plan Amendment Application Fee (see Footnotes 1-2)	\$ 38,790.00	\$ 39,566.00
3	Major Official Plan Amendment Re-Application Fee (see Footnotes 1-2)	\$ 10,639.00	\$ 10,852.00
4	Minor Official Plan Amendment Re-Application Fee (see Footnotes 1-2)	\$ 6,314.00	\$ 6,440.00
5	Special Study - Extra Cost		
5A	A) In the event that extra costs are incurred by the City for a Special Study/Studies necessitated by the Official Plan Amendment Application, the said extra costs shall be paid by the applicant in a manner and amount to be determined by the Council of the Corporation of the City of Richmond Hill	cost of Study/studies + 20%	cost of Study/studies + 20%
6	Special Study - Letter of Credit Requirements The proponent of an Official Plan Amendment Application which requires a Special Study/Studies shall provide a Letter of Credit or another form of security satisfactory to the City of Richmond Hill for the estimated cost of the required Special Study/Studies, prior to the commencement of the work. The Commissioner of Planning and Building Services shall be authorized to draw upon the posted security to pay the costs of the Special Study/Studies.		

Footnotes

1. Please refer to the City's Consolidated Development Application Guide/Pre-Submission Letter to determine whether the application is a major or minor application.

2. A Re-Application Fee shall apply to an application that has been dormant for one (1) year or for owner initiated modifications or revisions to an application that was previously circulated for review and comment. The fee shall be based on the current applicable base plus variable fee as of the date of the re-application.

Section B - Zoning By-Law Amendment (Pursuant to Sections 34, 36 and 37 of the planning Act)

Fee#	Description of Service	2025 Fees	2026 Fees
1	Major Zoning By-law Amendment Application Base Fee plus variable fee: (see Footnotes 1-2)	\$ 25,166.00	\$ 25,669.00
1	Variable Fee		
	(a) Residential (per unit)	\$ 324.00	\$ 330.00
	(b) Non Residential (per square metres)	\$ 2.16	\$ 2.20
	'c) where an application combines units and non-residential gross floor area as identified from (a) and (b) above	the sum of (a) + (b)	the sum of (a) + (b)
	(d) Maximum (combined base and variable fee)	\$ 57,546.00	\$ 58,799.00
2	Minor Zoning By-law Amendment Application Fee (see Footnotes 1-2)	\$ 12,850.00	\$ 13,107.00
3	Removal of Holding "H" Provision	\$ 15,462.00	\$ 15,771.00
4	Major Zoning By-law Amendment Re-Application Base Fee (see Footnotes 1-2)	\$ 4,228.00	\$ 4,313.00
5	Minor Zoning By-Law Amendment Re-Application Base Fee (see Footnotes 1-2)	\$ 2,160.00	\$ 2,203.00
6	Deeming By-law	\$ 776.00	\$ 792.00

Footnotes

1. Please refer to the City's Consolidated Development Application Guide/Pre-Submission Letter to determine whether the application is a major or minor application.

2. A Re-Application Fee shall apply to an application that has been dormant for one (1) year or for owner initiated modifications or revisions to an application that was previously circulated for review and comment. The fee shall be based on the current applicable base plus variable fee as of the date of the re-application.

Planning & Building Services Department

Schedule "K" - Development-Planning

Section C - Temporary Use By-Law (pursuant to Section 39 of the Planning Act)

Fee#	Description of Service	2025 Fees	2026 Fees
1	Temporary Use By-law Application Fee	\$ 15,760.00	\$ 16,075.00
2	Temporary Use By-law Renewal Fee	\$ 12,850.00	\$ 13,107.00
3	Temporary use By-law Re-Application Fee (see Footnote 1 below)	\$ 12,850.00	\$ 13,107.00

Footnotes

1. A Re-Application Fee shall apply to an application that has been dormant for one (1) year or for owner initiated modifications or revisions to an application that was previously circulated for review and comment. The fee shall be based on the current applicable base plus variable fee as of the date of the re-application.

Section D - Draft Plans of Subdivision (pursuant to Section 51 of the Planning Act)

Fee#	Description of Service	2025 Fees	2026 Fees
1	Draft Plan of Subdivision Application Base Fee plus variable fee (see Footnotes 1-2)	\$ 40,158.00	\$ 40,961.00
	<u>Variable Fee</u>		
	(a) for dwelling units on individual lots within a draft Plan of Subdivision - Per Unit	\$ 673.00	\$ 686.00
	(b) for residential and non-residential blocks within a draft Plan of Subdivision - per hectare (see Footnote 2 below)	\$ 8,378.00	\$ 8,546.00
	(c) where a draft Plan of Subdivision combines units and blocks as identified under (a) and (b) above	the sum of (a) + (b)	the sum of (a) + (b)
	Maximum Fee (Combined Base Fee and Variable Fee)	\$ 294,490.00	\$ 300,380.00
2	Technical Draft Plan of Subdivision (see Footnotes 1-2)	\$ 40,158.00	\$ 40,961.00
3	Draft Plan of Subdivision Re-Application Fee (see Footnotes 1-2)	50% of total application	50% of total application
4	Draft Plan of Subdivision Revision/Extension Fee (for revisions to a Draft Plan of Subdivision which requires further circulation OR to alter a condition of draft approval OR to extend the duration of draft approval) OR Draft Approval Re-Instatement (where approval has lapsed).	\$ 10,039.50	\$ 10,240.25

Footnotes

1. A Re-Application Fee shall apply to an application that has been dormant for one (1) year or for owner initiated modifications or revisions to an application that was previously circulated for review and comment. The fee shall be based on the current applicable base plus variable fee as of the date of the re-application.

2. The Variable Fee for Item 1(b) above shall not include blocks for streets, road widenings, 0.3 metre reserves and natural heritage system lands.

Section E - Draft Plans of Condominium (pursuant to Section 59 of the Condominium Act)

Fee#	Description of Service	2025 Fees	2026 Fees
1	Draft Plan of Condominium Application Base Fee plus variable fee (see Footnotes 1-3)	\$ 10,709.00	\$ 10,923.00
	<u>Variable Fee</u>		
	(i) for individual dwelling units (single and semi-detached) - per unit	\$ 1,843.00	\$ 1,880.00
	(ii) for residential, mixed-use or non-residential area/blocks within a draft Plan of Condominium - per hectare	\$ 23,371.00	\$ 23,838.00
	(iii) where a draft Plan of Condominium combines dwelling units and blocks as identified under (i) and (ii) above	the sum of (i) + (ii)	the sum of (i) + (ii)
2	Condominium Exemption (see Footnotes 1-3)	\$ 10,709.00	\$ 10,923.00
3	Draft Plan of Condominium Re-Application Fee (see Footnotes 1-3)	50% of total application	50% of total application
4	Draft Plan of Condominium Revision/Extension Fee (for revisions to a draft Plan of Condominium which requires further circulation OR to alter a condition of draft approval OR to extend the duration of draft approval)	\$ 2,677.25	\$ 2,730.75

Footnotes

1. A Re-Application Fee shall apply to an application that has been dormant for one (1) year or for owner initiated modifications or revisions to an application that was previously circulated for review and comment. The fee shall be based on the current applicable base plus variable fee as of the date of the re-application.

2. For Common Element draft Plans of Condominium, the Variable Fee shall only apply to the land area associated with the common elements.

3. For Mixed Use Residential/Commercial draft Plans of Condominium that seek approval of separate condominium plans for each use, the Variable Fee for the commercial draft Plan of Condominium shall be based on the gross floor area of said use.

Planning & Building Services Department

Schedule "K" - Development-Planning

Section F - Pre-Submission & Other Fees

Fee#	Description of Service	2025 Fees	2026 Fees	HST (Y/N)
1	Pre-submission Meeting	\$ 1,083.00	\$ 1,105.00	N
2	Oak Ridges Moraine Conformity Fee (see Footnote 1)	\$ 510.00	\$ 520.00	N
3	File Maintenance (To maintain Application(s) that have been dormant for at least one (1) year)	\$ 592.00	\$ 604.00	Y
4	Re-Submission Fee - A Resubmission Fee will be applied following the third resubmission and ALL subsequent resubmissions that are required to address outstanding comments. Where more than one application has been applied for, only one re-submission fee will apply	25% of total application base fee or amendment base fee	25% of total application base fee or amendment base fee	N
5	Request for Extension, Assignment, or Reassignment of Servicing Allocation Fee	\$465.00 (per dwelling unit) up to a maximum of \$10,000	\$475.00 (per dwelling unit) up to a maximum of \$10,000	N

Footnotes

1. The Oak Ridges Moraine Conformity Fee shall apply to lands subject to By-law 128-04, as amended, that are not subject to a Planning Act application.

Section G - Part Lot Control Exemption (pursuant to Section 50 of the Planning Act)

Fee#	Description of Service	2025 Fees	2026 Fees	HST (Y/N)
1	Part Lot Control Exemption Application Fee (see Footnote 1-2)	\$ 4,222.00	\$ 4,306.00	N
2	Part Lot Control Exemption Re-application Fee (see Footnote 1-2)	\$ 2,122.00	\$ 2,164.00	N

Footnotes

1. A separate application and application fee shall be required for each Reference Plan submitted in conjunction with the submission of a Part Lot Control Exemption request.

2. A Re-Application Fee shall apply to an application that has been dormant for one (1) year or for owner initiated modifications or revisions to an application that was previously circulated for review and comment. The fee shall be based on the current applicable fee as of the date of the re-application.

Planning & Building Services Department

Schedule "K" - Development-Planning

Section H - Site Plan and Site Plan Amendments (pursuant to Section 41 of the Planning Act) and Development Review Applications

Fee#	Description of Service	2025 Fees	2026 Fees	HST (Y/N)
1	Site Plan Application and Variable Fees			
1a	(a) Single Detached Dwelling (see Footnotes 1-4)			
1a.i	(i) Application Fee	\$ 2,604.00	\$ 2,656.00	N
1a.ii	(ii) Amendment	\$ 771.00	\$ 786.00	N
1a.iii	(iii) Re-Application Fee	50% of total application or amendment fee	50% of total application or amendment fee	N
1b	(b) Multiple Residential, Non-Residential and Mixed Use development proposals (see Footnotes 1-4)			
1b.i	(i) Application Base Fee, plus variable fee: <i>Variable Fee</i>	\$10,709	\$10,923	N
1B.ia	(a) Residential (per unit)	\$ 465.00	\$ 474.00	N
1B.ib	(b) Non Residential (per square metres)	\$ 4.66	\$ 4.75	N
1B.ic	(c) where an application combines units and non-residential gross floor area as identified under (a) and (b) above	sum (ii) + (iii)	sum (ii) + (iii)	N
1B.ii	Maximum (Combined Base and Variable Fee)	\$ 48,190.00	\$ 49,154.00	N
1B.iii	(iii) Re-Application Fee for all uses	50% of total application or amendment fee	50% of total application or amendment fee	N
1B.iv	(iv) Re-Application Variable Fee for Multiple Residential development proposals	50% of total application or amendment fee	50% of total application or amendment fee	N
1B.v	(v) Re-Application Variable Fee for Non-Residential development proposals	50% of total application or amendment fee	50% of total application or amendment fee	N
1B.vii	(vii) Re-Application Variable Fee Mixed Use development proposals	50% of total application or amendment fee	50% of total application or amendment fee	N
1B.ix	Amendments for Multiple Residential, Non-Residential and Mixed Use Development proposals (see Footnotes 1-4)			
1B.ix.a	(a) Major Amendments	Full Site Plan Fee	Full Site Plan Fee	N
1B.ix.b	(b) Minor Amendments			
1B.ix.bi	b(i) Application Fee (involving no addition or increase to approved GFA) - Memo to File	\$ 1,067.00	\$ 1,088.00	N
1B.ix.bii	b(ii) Application Fee - (involving an addition or alteration of less than 10% of the existing GFA or less than 50m ²)	\$ 1,231.00	\$ 1,256.00	N
2	Sustainable Building Design Agreement (for individual development proposals required to implement the City's Sustainable design requirements such as Energy Star, LEED certification, etc.) (see Footnotes 1-4)	\$ 1,231.00	\$ 1,256.00	N
3	Deregistration of Site Plan Agreement (see Footnotes 1-4)	\$ 1,231.00	\$ 1,256.00	N

Footnotes

1. Non-Residential development proposal shall include commercial uses, industrial uses, institutional uses, outdoor patios, sales trailers/pavilions and temporary tents/structures.
2. A Re-Application Fee shall apply to an application that has been dormant for one (1) year or for owner initiated modifications or revisions to an application that was previously circulated for review and comment. The fee shall be based on the current applicable base plus variable fee as of the date of the re-application.
3. Applications submitted by the York District School Board, York Catholic District School Board or Conseil Scolaire de District Catholique Centre-Sud are not subject to any Variable Fee(s)
4. Development Review refers to requests for technical review of development proposals that are exempt from site plan approval (ie. eMZO's)

Planning & Building Services Department

Schedule "K" - Development-Planning

Section I - Model Homes

Fee#	Description of Service	2025 Fees	2026 Fees	HST (Y/N)
1	Model Home Application Fee base fee plus variable fee (see Footnotes 1)	\$ 3,037.00	\$ 3,098.00	N
	<u>Variable Fee</u>			
2	Processing Fee (per unit)	\$ 631.00	\$ 644.00	N
	Maximum (Combined Based and Variable Fee)	\$ 10,923.00	\$ 11,141.00	N
3	Re-Application Fee	\$ 1,531.00	\$ 1,562.00	N
4	Agreement Preparation Fee	\$ 1,436.00	\$ 1,465.00	N

Footnotes

1. A Re-Application Fee shall apply to an application that has been dormant for one (1) year or for owner initiated modifications or revisions to an application that was previously circulated for review and comment. The fee shall be based on the current applicable base plus variable fee as of the date of the re-application.

Section J - Sign By-law Variance/Amendment (pursuant to Section 99 of the Municipal Act, 2001, c.25)

Fee#	Description of Service	2025 Fees	2026 Fees	HST (Y/N)
1	Sign By-law Variance Fee			
1a	(a) Application Fee	\$ 2,267.00	\$ 2,312.00	N
1b	(b) First Notice Fee	\$ 407.00	\$ 415.00	N
1c	(c) Additional Notice(s) Fee - per notice	\$ 145.00	\$ 148.00	N
1d	(d) Re-Application Fee	\$ 1,138.00	\$ 1,161.00	N
2	Sign By-law Amendment Fee			
2a	(a) Application Fee	\$ 2,267.00	\$ 2,312.00	N
2b	(b) First Notice Sign Fee	\$ 407.00	\$ 415.00	N
2c	(c) Additional Notice(s) Fee	\$ 145.00	\$ 148.00	N
2d	(d) Re-Application Fee	\$ 1,138.00	\$ 1,161.00	N
3	Administration Fee (for processing an application involving existing illegal signs)	\$ 1,397.00	\$ 1,425.00	N

Footnotes

A Re-Application Fee shall apply to an application that has been dormant for one (1) year or for owner initiated modifications or revisions to an application that was previously circulated for review and comment. The fee shall be based on the current applicable as of the date of the re-application.

Planning & Building Services Department

Schedule "K" - Development-Planning

Section K - Radio-Communications and Broadcasting Antenna Systems

Fee#	Description of Service	2025 Fees	2026 Fees	HST (Y/N)
1a	a) Application Fee	\$ 2,033.00	\$ 2,074.00	N
1b	b) Re-Application Fee	\$ 1,018.00	\$ 1,038.00	N

Footnotes

A Re-Application Fee shall apply to an application that has been dormant for one (1) year or for owner initiated modifications or revisions to an application that was previously circulated for review and comment. The fee shall be based on the current applicable as of the date of the re-application.

Section L - Consent (pursuant to Section 69 of the Planning Act)

Fee#	Description of Service	2025 Fees	2026 Fees	HST (Y/N)
1	Application Fee	\$ 6,373.00	\$ 6,500.00	N
2	Validation of Title Application Fee	\$ 6,373.00	\$ 6,500.00	N
3	Revision and Recirculation Fee	\$ 3,635.00	\$ 3,708.00	N
4	Processing Adjourned Applications - Administration Fee	\$ 444.00	\$ 453.00	N
5	Change of Condition(s) of Approval Fee	\$ 670.00	\$ 683.00	N
6	Processing Appeals to the OLT - Administration Fee	\$ 179.00	\$ 183.00	N
7a	a) Certificate Fee - Residential	\$ 1,586.00	\$ 1,618.00	N
7b	b) Certificate Fee - Non-Residential	\$ 6,373.00	\$ 6,500.00	N
8	Fee for Notice Signs:			
8a	(a) First Notice Sign	\$ 134.00	\$ 137.00	N
8b	(b) Each Additional Sign	\$ 45.00	\$ 46.00	N
9	File Maintenance (To maintain Application(s) that have been dormant for at least one (1) year)	\$ 592.00	\$ 604.00	N

Section M - Minor Variance (pursuant to Section 69 of the Planning Act)

Fee#	Description of Service	2025 Fees	2026 Fees	HST (Y/N)
1	Minor Variance Application Fee	\$ 4,731.00	\$ 4,826.00	N
2	Recirculation & Revision Fee - Minor Variance	\$ 2,368.00	\$ 2,415.00	N
3	Processing Adjourned Applications	\$ 444.00	\$ 453.00	N
4	Processing Appeals to the OLT - Administration Fee	\$ 179.00	\$ 183.00	N
5	Fee for Notice Signs:			
5a	(a) First Notice Sign	\$ 134.00	\$ 137.00	N
5b	(b) Each Additional Sign	\$ 45.00	\$ 46.00	N
6	File Maintenance (To maintain Application(s) that have been dormant for at least one (1) year)	\$ 592.00	\$ 604.00	N

Footnotes

The Committee of Adjustment may reduce or waive a fee pursuant to subsection 69 (2) of the Planning Act, R.S.O. 1990, c. P.13 as amended.

Planning & Building Services Department

Schedule "K" - Development-Planning

Section N - Other

Fee#	Description of Service	2025 Fees	2026 Fees	HST (Y/N)
1	Photocopies - per page	\$ 0.71	\$ 0.72	Y
2	Municipal Addressing Fee			
2a	(a) each application (one-half of the application fee shall be refunded if the application does not receive final approval)	\$ 343.00	\$ 350.00	N
3	Private Street Naming Application Fee	\$ 439.00	\$ 448.00	Y

Maps				
Fee#	Description of Service	2025 Fees	2026 Fees	HST (Y/N)
4	Parcel map - 1:3500 (each block)	\$ 10.00	\$ 10.20	Y
5	Zoning map colour - 1:4000 (each block)	\$ 23.00	\$ 23.50	N
6	City of Richmond Hill air photos (1997) - 1:4,000 (each block)	\$ 23.00	\$ 23.50	Y
7	City of Richmond Hill street map (hard copy)	\$ 10.00	\$ 10.20	Y
8	Official Plan land use map (Consolidated)	\$ 6.00	\$ 6.10	Y
9	Official Plan Amendment (secondary Plan)	\$ 6.00	\$ 6.10	Y
10	Topographic maps (OBM 1994) - 1:10000	\$ 6.00	\$ 6.10	Y
11	Photocopy of Site Plans	\$10 minimum or \$1.00/sq ft	\$10 minimum or \$1.00/sq ft	Y

Footnotes

All fees are payable in person or online making such application or request for services or entering into such agreement or obtaining such approval. The above fees are not refundable.

Planning & Building Services Department

Schedule "L" - Policy Planning

Park and Natural Heritage Planning

Fee#	Description of Services - Parks Miscellaneous Services	Unit of measurement	2025 Fees	2026 Fees	HST (Y/N)
1	Permit to injure or destroy a tree		\$ 308.00	\$ 314.00	Y
2	Additional trees as part of same application		\$ 107.00	\$ 109.00	Y
3	Parks Administration Fees for Plans of Subdivision, Site Plans, Servicing Agreements, Site Alteration Permits, Tree Permits inspections, Property Standards inspections, and Permission to Enter Agreements*		14.4%	14.4%	Y
	<i>*14.4% of the cost of Parks/Landscape Services required for the Subdivisions, Site Plans, Servicing Agreements, Site Alteration Permits, or Permission to Enter Agreements (excluding any cost for the construction of permanent facilities within a Park) and 14.4% of the cost of Tree Compensation for Tree Permit and/or Property Standard inspections.</i>				

Fee#	Description of Services - Parks Miscellaneous Services	Unit of measurement	2025 Fees	2026 Fees	HST (Y/N)
4	Tree Replacement Fee		\$ 824.00	\$ 945.00	N
5	Boulevard Tree Planting Fee (60mm calliper tree)		\$ 824.00	\$ 945.00	N
6a	a) Boulevard Tree Removal Fees (DBH = Diameter at Breast Height)	DBH = Diameter at Breast Height	<10 cm DBH \$298 + ISA Plant Appraisal Value	<10 cm DBH \$304 + ISA Plant Appraisal Value	N
6b	b) Boulevard Tree Removal Fees (DBH = Diameter at Breast Height)	DBH = Diameter at Breast Height	10-20 cm DBH \$595 + ISA Plant Appraisal Value	10-20 cm DBH \$607 + ISA Plant Appraisal Value	N
6c	c) Boulevard Tree Removal Fees (DBH = Diameter at Breast Height)	DBH = Diameter at Breast Height	21-40 cm DBH \$1,191 + ISA Plant Appraisal Value	21-40 cm DBH \$1,215 + ISA Plant Appraisal Value	N
6d	d) Boulevard Tree Removal Fees (DBH = Diameter at Breast Height)	DBH = Diameter at Breast Height	>41-60 cm DBH \$1,787 + ISA Plant Appraisal Value	>41-60 cm DBH \$1,823 + ISA Plant Appraisal Value	N
6e	e) Boulevard Tree Removal Fees (DBH = Diameter at Breast Height)	DBH = Diameter at Breast Height	>61 cm DBH \$2,382 + ISA Plant Appraisal Value	>61 cm DBH \$2,430 + ISA Plant Appraisal Value	Y
7	Conservation Easement Permission Fee		\$ 241.00	\$ 246.00	
8	Landscape Inspection Fee (for site inspection and/or release of securities associated with Plans of Subdivision, Site Plans, Committee of Adjustment applications, Servicing Agreements, Site Alteration Permits, Tree Permit and/or Property Standards inspections, and Permission to Enter Agreements)		\$ 637.00	\$ 650.00	Y
9	Natural Heritage Staking Fee		\$ 2,047.00	\$ 2,088.00	Y
10a	a) Hazardous Tree Assessment Fee (TRAQ report, 1 tree)		\$ 450.00	\$ 459.00	Y
10b	b) Additional trees as part of same TRAQ report		\$ 107.00	\$ 109.00	Y

Heritage Property

Fee#	Description of Services - Parks Miscellaneous Services	Unit of measurement	2025 Fees	2026 Fees	HST (Y/N)
11	Heritage Property Status Letters (for listed, registered or designated properties)		\$ 107.00	\$ 109.00	N
12	Heritage Permit Application (Minor)		\$ 551.00	\$ 562.00	N
13	Heritage Permit Application (Major)		\$ 4,284.00	\$ 4,370.00	N
14	Repeal of Designating By-Law		\$ 1,281.00	\$ 1,307.00	N
15	Heritage Property Demolition Review Request Fee		\$ 5,700.00	\$ 5,814.00	N

Sustainability

Fee#	Description of Services - Parks Miscellaneous Services	Unit of measurement	2025 Fees	2026 Fees	HST (Y/N)
16	IESO Long Term Request for Proposal Review Fee		NEW	\$ 250.00	N

Planning & Building Services Department
Schedule "M" - Building Services

Building Division

Fee No	Description of Service	Unit of measurement	2025 Fees	2026 Fees	HST (Y/N)
1	Zoning & Compliance Letters (with respect to written requests for information concerning compliance with the Building Code and applicable law)				
1.a	a) Compliance Letter	per request	\$ 206.00	\$ 210.00	Y
1.b	b) Permitted Use Letter	per request	\$ 232.00	\$ 237.00	Y
1.c	c) Liquor License Letter	per request	\$ 232.00	\$ 237.00	Y
1.d	d) Ontario Motor Vehicle Industry Council (OMVIC) Letter	per request	\$ 232.00	\$ 237.00	Y

Footnotes

1. Building Services Fees are shown in By-law 19-24, as amended, pursuant to the Building Code Act